




R-410A or R-32



SINGLE & MULTI-ZONE SYSTEMS
SKYAIR PRODUCTS

CATALOG

Daikin is one of the largest manufacturers of heating, cooling and refrigerant products in the world.

Daikin is recognized as one of the world leaders in the manufacture of HVAC equipment and refrigerants. For 100 years, Daikin has grown consistently and successfully due to the loyalty and success of our customers, as well as a track record of innovation and quality. Daikin is redefining home comfort in North America with some of the most technologically and aesthetically advanced solutions. These intelligent, energy efficient systems provide an unprecedented level of individual comfort and control.

Daikin is expansive in its manufacturing footprint. It is global, but with a local focus. We have operations around the world, with research and development, as well as production facilities in over 150 countries. Using our advanced technology and expertise, Daikin has earned a reputation for excellence as an indoor comfort specialist in countries and regions spanning the globe by providing solutions for the needs of our customers. In the United States, located just outside of Houston, Texas, the Daikin Texas Technology Park allows Daikin to consolidate manufacturing, engineering, logistics, marketing and sales in one location. The facility is designed to better serve customers, employees, and the environment.

Additional Information

Before purchasing this appliance, read important information about its estimated annual energy consumption, yearly operating cost, or energy efficiency rating that is available from your retailer.

Table of Contents

Introduction	3
Efficiency Standards – National and Regional	5
R-32 Refrigerant	8
Why Zoned Systems?	10
Daikin Benefits	11
Warranty Overview	11
Key Features and Benefits	12
Single and Multi-Zone System Overview	14
Zoned System Features	15
Innovative Control Solutions	16
Single Zone Systems	19
Daikin <i>ENTRA</i> Wall-Mounted (R-32)	20
Daikin <i>OTERRA</i> -115V Wall-Mounted (R-32)	22
Daikin <i>OTERRA</i> Wall-Mounted (R-32)	24
Daikin <i>EMURA</i> Wall-Mounted	30
Daikin <i>AURORA</i> Wall-Mounted	32
Daikin <i>AURORA</i> Wall-Mounted (R-32)	34
Daikin <i>AURORA</i> Floor-Standing	36
Daikin <i>AURORA</i> FDMQ Ducted Concealed	38
Daikin <i>VISTA</i> Ceiling Cassette	40
Daikin FDMQ Ducted Concealed Indoor Unit	42
Daikin <i>POLARA</i> Heat Pump or Cooling Systems	44
Daikin <i>ATMOSPHERA</i> Wall-Mounted (R-32)	48
Multi-Zone Systems	51
Daikin <i>AURORA</i> Multi-Zone Outdoor Units	54
Daikin <i>AURORA</i> Multi-Zone Outdoor Units (R-32)	56
Daikin MXS series Multi-Zone Outdoor Units	58
Daikin MXM series Multi-Zone Outdoor Units (R-32)	60
Daikin <i>CIRRA</i>	62
Multi-Zone Indoor Units	64
Multi-Zone Indoor Units (R-32) CTXS07WVJU9 and FTXS_WVJU9	65
Multi-Zone Combinations	76
SkyAir Products	79
FAQ_TAVJU - Wall-Mounted Unit	82
FBQ_TBVJU - DC Ducted Concealed	84
FCQ_AAVJU - Round Flow Cassette	86
FTQ_TAVJU - Multi-Position Air Handling Unit	88



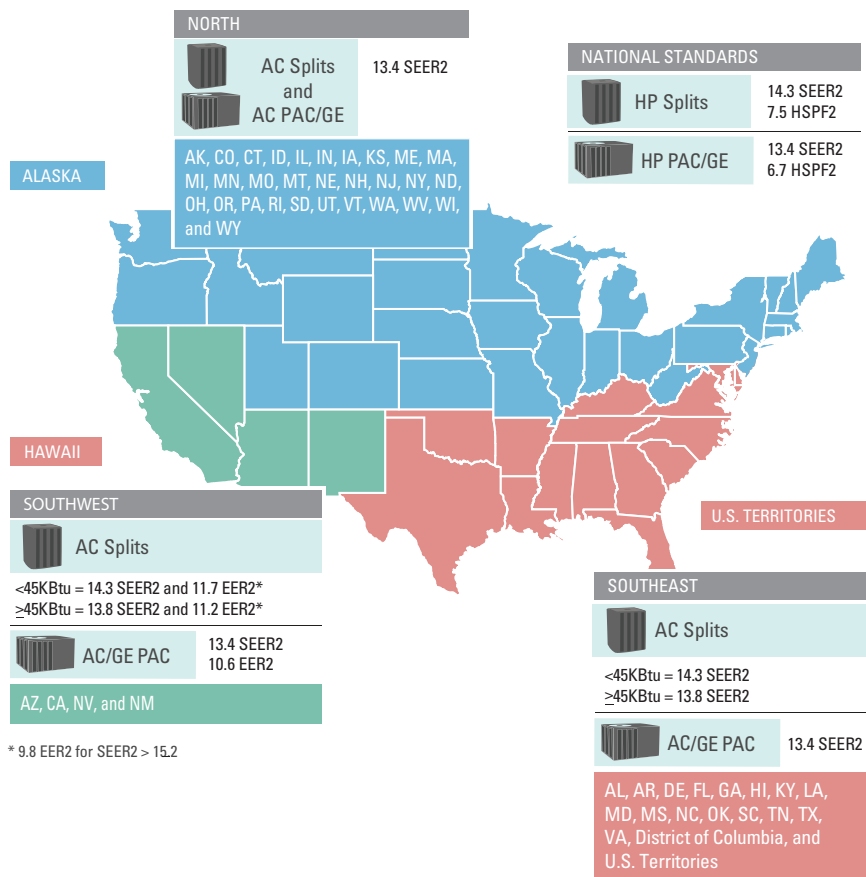
The newest U.S. Department of Energy (DOE) minimum efficiency changes go into effect on January 1, 2023, affecting all residential air conditioners and heat pumps we manufacture. The changes maintain regional standards that apply to Split System and Package Air Conditioners, with all metrics now based on the new metrics (SEER2/EER2/HSPF2). The DOE minimum efficiency standards include both national standards (which are based on date of manufacture) and regional standards (which are based on date of installation).

National Standards

- » Split system heat pumps (14.3 SEER2 / 7.5 HSPF2)
- » Single package heat pumps (13.4 SEER2 / 6.7 HSPF2)
- » Single package air conditioner (13.4 SEER2)
- » Single package gas/electric (13.4 SEER2 / 81% AFUE)

Regional Efficiency Standards

Only air conditioners (both split system and single package) are subject to regional efficiency standards. The map to the right summarizes the national and regional efficiency standards.



Efficiency Standards – National and Regional (continued on next page)

Efficiency Standards – National and Regional (cont.)

Labeling

There are two methods to help identify products subject to regional standards. The first is the EnergyGuide label that is noticeably different, with the inclusion of the map of the United States that identifies where the equipment can be installed.

The second is a separate statement that will be on the rating plate or on a label next to the rating plate called the “Install Prohibited” statement. All products subject to regional standards have both the EnergyGuide label and the Install Prohibited statement.

NOTE: The Federal Trade Commission (FTC) originally required a range of SEER be placed on Split System products subject to regional efficiency standards. However, they reversed their decision and now only a single value is listed (since mid-2017). Products in inventory may have mixed EnergyGuide labels (some having a range, others having a single value for SEER). FTC does not require re-labeling of existing product.

EnergyGuide Labels Currently In Effect

EnergyGuide Labels with SEER

EnergyGuide Labels with SEER2

Number SEER ≥ 15 (for 1.5 to 3.5 ton*) SEER ≥ 14.5 (for 4 to 5 ton**) can be installed in SouthEast

With map – subject to Regional Standards

No map – can be installed nationally

Can be installed in SouthWest
 EER > 12.2 if 1.5 to 3.5 ton*
 > 11.7 if 4 or 5 ton**
 > 10.2 if SEER ≥ 16

What You Need to Know as a Distributor

DOE defines a distributor as “a person (other than a manufacturer or retailer) to whom a consumer product is delivered or sold for purposes of distribution in commerce.” Therefore, if you resell product for sale other than to an end user, you may be considered a distributor as opposed to a contractor or dealer (see definitions below).

Distributors are required to comply with the requirements:

1. Do not knowingly sell product that will be installed in violation of regional standards.
2. Conduct regional standards training for all employees and customers.
3. Maintain records for all units subject to the regional standards for a period of 54 months. These records are to include the outdoor unit manufacturer, model number, serial number, date of purchase, date of sale, customer name and delivery address if delivered.

What You Need to Know as a Contractor/Dealer

As a contractor or dealer, you will also be required to adhere to requirements of the DOE HVAC Regional Standards Enforcement Rules. DOE has defined a contractor as “a person (other than the manufacturer or distributor) who sells to and/or installs for an end user a central air conditioner subject to regional standards.” DOE has defined a dealer as “a type of contractor, generally with a relationship with one or more specified manufacturers.”

The contractor/dealer requirements include the following:

1. Do not knowingly install product that is in violation of regional standards.
2. Conduct regional standards training for all employees.
3. Maintain records for all units subject to the regional standards for a period of 48 months. These records to include the indoor and outdoor unit manufacturer and model number, outdoor unit serial number, distributor purchased from, date and address of installation.

Also important is that DOE defines “installation of a central air conditioner” as “the connection of the refrigerant lines and/or electrical systems to make the central air conditioner operational.”

Enforcement

Enforcement of the standards will be at least partially via complaints registered with the DOE. DOE has set up an email for reporting suspected violations directly to them at EnergyEfficiencyEnforcement@doe.gov, or suspected violations can be reported by phone, at (202) 287-6997.

All verified violations will require remediation and can result in stiff fines. Notices of Violation will be posted publicly by the DOE. Further, if a distributor or contractor/dealer is found to routinely violate the standards, manufacturers can be prohibited from selling products to that party.

Contractors, dealers and distributors should be aware that the DOE may request copies of documentation proving product sales and installations are in compliance. Records requested by DOE must be provided within 30 days.

Questions

Questions about the efficiency standards can be emailed to RegionalStandardsQuestions@daikincomfort.com.

IMPORTANT NOTE:

The information provided is a summarized overview and is not intended to provide a complete description of the DOE Regional Standards. For more information regarding the DOE Regional Standards and the enforcement of these standards, please visit: www.energy.gov/gc/legal-resources/office-assistant-general-counsel-enforcement/regional-standards-enforcement



R32

The right choice
to replace
R-410A.

Daikin is leading the industry with the switch to the next generation of refrigerants that have a lower Global Warming Potential (GWP) than R-410A: R-32.

Proven. Easy. Available. Efficient.

With **over 280 million R-32 units already installed**, made by **over 50 manufacturers** and installed in **more than 130 countries**, R-32 is the right choice **and** the proven global standard.

In addition, R-32 is the only pure, single-component refrigerant slated to replace the high GWP refrigerant, R-410A. Unlike blended refrigerants, which can change composition, R-32 is easy to top off or clean and reuse on-site. It's also easy to reclaim and reuse off-site with a simple cleaning process.

Additionally, because R-32 has a GWP of 675 and requires less charge in certain systems, direct emissions from those systems can be up to 80% lower than similar R-410A systems. The result? Fewer greenhouse gas emissions that contribute to climate change, based on Daikin studies.



Aligning with Goals of:

- » **Decarbonization and Electrification — moving towards clean energy:** Heat Pumps offer an effective source of heat to comfortably offset older or inefficient sources of heat using fossil fuels.
- » **Lower GWP refrigerant — reduce emissions at the source:** Utilizing a refrigerant with lower Global Warming Potential (GWP) compared to conventional refrigerants.
- » **Sustainability:** Easy to top off, or clean and reuse on-site and easy to reclaim and recycle.



**LEARN MORE ABOUT R-32 AT
WWW.R32REASONS.COM**

The Daikin **OTERRA**, **OTERRA-115V**, **ENTRA** and **ATMOSPHERA** systems are Inverter units that runs continuously but adjusts the compressor’s speed to meet the demand. An inverter is energy saving technology that eliminates wasted operation in air conditioners by efficiently controlling motor speed. Because it maintains the temperature consistently, your space will no longer feel too hot or too cold. Compared to non-inverter type HVAC systems, systems equipped with inverters have less power loss and can save up to 30% or more in energy.



OTERRA



ENTRA



ATMOSPHERA



Why Zoned Systems?

DAIKIN HAS A FOCUS AND TRACK RECORD OF QUALITY

With 100 years of HVAC history since its founding, Daikin has created a global indoor comfort revolution with innovative new technologies and products that have brought firsts to the world. From the introduction of new compressor designs or new ways to precisely control refrigerant flow, Daikin strives to be a global leader by investing in technology. We bring this same focus on innovation to North America, applying our portfolio of product features from around the world to meet the unique or specialized applications we face in North America homes and businesses.

Optimal design and comfort for the or the whole home & light commercial applications

Integrated design

Daikin indoor single and multi-zone units offer homeowners a discreet, modern design. The unit's smooth curve blends beautifully with the wall resulting in an unobtrusive presence that matches virtually all interior décors.

Efficient and smart

Inside the single and multi-zone system is a highly intelligent system, with innovative features designed to reduce power consumption. Some units offer whisper-quiet performance down to 19* db(A) to further to your sense of comfort.

Intelligent eye

The intelligent eye occupancy sensor, available on select models, controls comfort and conserves energy. If the room is empty for 20 minutes it changes the set point to start saving energy. As soon as someone enters the room, it immediately returns to the original setting. Regular use of this feature can provide additional energy savings of up to 20% or more compared to units without this feature.

Daikin single and multi-zone systems offer dealers:

- » High-quality, energy-efficient comfort solutions
- » Opportunities to spend less time on installations and more time with new customers
- » Differentiated product offerings that deliver improved customer satisfaction
- » Outstanding limited warranties** and reduced call backs

*On SL fan speed in cooling mode

*ASURE

Adds value to homeowner's purchase. Provides the homeowner peace-of-mind that they have protected their investment and guaranteed their comfort system for the terms of their agreement against unplanned repair bills.

*See inside back cover for more information.



As an innovation leader, Daikin is laying the foundation for next generation technology with multiple cutting-edge core technologies. Forbes Magazine recognized Daikin as an innovation leader, putting Daikin on its list of the 100 Most Innovative companies in the world.




Source: www.forbes.com

** Complete warranty details available from your local distributor or manufacturer's representative or at www.daikincomfort.com

A full range of styles and options for every home, room, or space

Daikin single and multi-zone systems are an ideal solution to displace traditional systems in primary living spaces or for refurbishing and remodeling additional spaces. They have a modern design and are extremely quiet in operation.

Our heat pumps are all-in-one heating and cooling solutions, meaning comfortably warm in winter and cool in summer.



Smart Inverter Technology

Daikin’s inverter technology is a true innovation in the field of climate control. The principle is simple: inverters adjust the power used to suit the actual requirement – no more, no less! Single & multi-zone systems deliver the capacity required to maintain desired room conditions, typically reducing energy consumption by up to 30% or more compared to traditional fixed-speed ducted systems. This technology minimizes temperature fluctuations and provides continuous cooling and heating comfort.

Whisper Quiet

Daikin systems feature low indoor and outdoor operating sound pressure levels - indoor sound pressure levels as low as 19* decibels (dB(A)) and outdoor sound pressure levels as low as 43* dB(A).

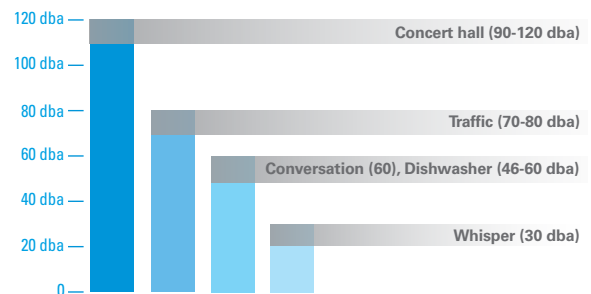
*On SL fan speed in cooling mode.

Advanced Filtration

Long life, washable filters.

Heating Performance

Daikin systems provide heating performance with single and multi-zone Heating Seasonal Performance (HSPF2's) as high as 11.2, making Daikin systems efficient and effective even in extreme environments.



COMFORTABLE LIMITED WARRANTY* PROTECTION

Single and Multi-Zone Systems		SkyAir ^{††}
DAIKIN ENTRA [†] - (R-32) Daikin POLARA ^{††} , Daikin CIRRA [†]	Daikin EMURA [†] , Daikin OTERRA [†] - (R-32), Daikin AURORA [†] , Daikin OTERRA 115V Daikin ATMOSPHERA [†] , MXS series [†] Daikin VISTA [†] , MXS [†] , MXL [†] , MXLH [†] , MXM [†] , MXT [†] , MXTH [†]	All products

* Complete warranty details available from your local dealer/contractor or at www.daikincomfort.com. To receive the 10-Year or 12-Year Parts Limited Warranties, online registration is not required in California, Florida, or Québec. The duration of warranty coverages in Texas and Florida differs in some cases. Other limitations and exclusions apply, refer to complete warranty details for full list of limitations and exclusions.

[†] If product installed in a commercial application, limited warranty period is 5 years.

^{††} Limited warranty, registration not required for residential and commercial installations.

Key Features and Benefits

Superior Comfort Control

Indoor Unit Quiet Operation.



Sound levels are reduced by 2-3 decibels (dB) from the low fan speed for quieter and gentler heating and cooling.

Outdoor Unit Quiet Operation.



Outdoor unit sound levels can be reduced by 3dB for times when quieter operation is needed.

Intelligent Eye.



The intelligent eye is an infrared sensor with the ability to sense movement in the room. When you are in the room, the air conditioner operates normally. If you leave the room for more than 20 minutes the air conditioner automatically changes to an energy-saving operation. Using the intelligent eye, savings of up to 20% in cooling and up to 30% in heating can be achieved compared to units without this feature.

Automatic Operation.



For unattended year-round comfort, this function allows the unit to automatically switch between heating and cooling modes as required. (heat pumps types only)

Program Dry Function.



This gives priority to reducing the level of humidity in the room rather than room temperature.

Auto Fan Speed.



To reduce operating sound and power consumption, the fan speed is automatically controlled by the micro-processor to suit the controller setting and prevailing room temperature.

Hot Start.



When the heating operation starts or when the unit changes from cooling to heating there is no cold draft released into the room.

Hybrid Cooling.



Dehumidifies efficiently even in low cooling loads, and maintains dehumidification effect after the target temperature is reached.

Cold Climate

Daikin AURORA and ATMOSPHERA Models.



These systems have been designed to deliver effective heating performance to ambient conditions as low as -13°F WB (-25°C WB).

Low Ambient Cooling.



System is able to operate in cooling mode below 0°F DB (-17.7°C DB) outside temperature with field settings and/or optional accessories.

Lifestyle

Econo Mode.



Limits the maximum operating current and power consumption of the outdoor unit by approximately 30% during start-up. This saves energy and reduces the load on the electrical circuit when multiple electrical devices are used simultaneously.

Powerful Operation.



Pushing the POWERFUL button on the remote control gives you a boost in cooling or heating power for a 20-minute period, even if the unit is already operating at high capacity.

Remote Controller with Back-lit Display.



Features a back-lit LCD and luminescent control buttons, allowing for easy viewing in dimly lit rooms.

Indoor Unit On/Off Switch.



A convenient on/off switch on the indoor unit allows you to start up the system even if you have misplaced the remote control or the remote control batteries are exhausted.

Simplified Maintenance.



The indoor unit has been re-designed for easier removal of the drain pan, blower wheel, and indoor fan motor (compared to other wall-mounted units).

Comfortable Airflow

Wide Angle Louvers.



Smoothly curved wide-angle louvers provide wide airflow coverage for effective heating and cooling no matter where the indoor unit is placed within the room.

Draft Reduction.



This system directs warm air to the floor in winter and cool air across the room in summer for optimal efficiency and comfort. The large flap governs airflow direction while the small flap (or diffuser) swings, producing fine air currents that help circulate the air around the room.

Comfort Mode.



Comfort Mode operation improves comfort. When cooling, the flap positions itself horizontally to keep cold airflow from being blown directly onto the body. When heating, the flap turns vertically downwards to drive warm air to the bottom of the room.

ECO+

An intelligent feature that ensures optimum energy consumption while fulfilling basic human comfort needs. Once activated, set temperature will be adjusted automatically to an optimum energy consumption level.

Vertical Auto-Swing (up and down).

The vertical auto swing automatically sweeps the air across the room in an up and down motion. When the unit is switched off, the louvers close automatically.

Horizontal Auto-Swing (left and right).

Automatically moves to ensure an even distribution of air throughout a room.

3-D Airflow.

Combines vertical and horizontal auto-swing to circulate cool/warm air to the corners of large spaces.

Worry Free**Auto-Restart.**

The unit memorizes the operation mode, airflow and temperature settings. Should there be a power failure when the unit is in operation, it will automatically return to the same operating conditions when the power is restored.

Self-Diagnosis.

In the event that a problem develops with the unit, malfunction codes can be displayed on the liquid crystal panel of the remote control for fast and easy fault diagnosis.

Anti-Corrosion.

The special anti-corrosion coating on the outdoor unit heat exchanger provides resistance to salt damage and atmospheric corrosion.

Blue Fin Protection.

The hydrophilic coated fin ensures the condensate water moves easily to the drain pan — thus enhancing the cleanliness and lifespan of the cooling coil.

Comfortable and Clean**Titanium Apatite Photocatalytic Air-Purifying Filter.**

This filter combines the air-purifying filter and titanium apatite photocatalytic deodorizing filter in a single highly effective unit. The filter can last for up to three years without replacement if washed once every six months.

CLEAN Operation.

The CLEAN function dries the interior of the indoor unit to reduce the amount of condensation present. When COOL or DRY operation is performed, condensation may occur inside the air conditioner. It is recommended to dry the inside of the air conditioner using CLEAN operation.

Wipe-Clean Flat Panel.

The flat panel models can be cleaned with only the single pass of a cloth across their smooth surface. The flat panel can also be easily removed for more thorough cleaning.

Timers**24-Hour On/Off Timer.**

The timer can be preset to start and stop the air conditioner at any time within a 24-hour period. Once the times are set, the air conditioner can be operated for a period by simply pressing the ON or OFF timer buttons.

Weekly Timer.

The weekly timer function makes it easy to enter up to four settings per day for each day of the week. The weekly timer function not only allows you to program on and off time, but also the desired temperature.

Night Set Mode.

Through the use of the 'Timer-OFF Circuit', the preset room temperature gently rises in cooling or falls in heating before the unit stops. This energy-saving feature allows you to sleep comfortably without feeling a sudden change in the room temperature, while at the same time saving energy.

Keeping Warm**Quick Warming Function.**

Prevents the compressor from pumping liquid refrigerant in low-ambient conditions. (Heat pumps only)










































Automatic Defrosting.

Sensor performs automatic defrosting of the outdoor heat exchanger if necessary, ensuring optimum heating performance. (Heat pumps only)

Intelligent Defrost Mode

The outdoor unit will enable this mode to help prevent frost/ice from building up in cold climate conditions. It will also help with longer heating operation time for additional comfort for occupants (compared to HVAC systems without this function).

Single and Multi-Zone System Overview

			7K Btu/h	9K Btu/h	12K Btu/h	15K Btu/h	18K Btu/h	24K Btu/h	30K Btu/h	36K Btu/h	48K Btu/h	Warranty*	
SINGLE ZONE	DAIKIN ENTRA	HP											
	DAIKIN OTERRA 115V	HP											
	DAIKIN OTERRA	HP AC											
	DAIKIN EMURA	HP											
	DAIKIN AURORA	HP											
	FDMQ	HP											
	DAIKIN POLARA	HP AC											
	DAIKIN ATMOSPHERA	HP											
	DAIKIN VISTA	HP											
	MULTI-ZONE	DAIKIN AURORA (MULTI-ZONE)	HP										
MXS/MXM SERIES		HP											
DAIKIN CIRRA		HP											

* Complete warranty details available from your local dealer/contractor or at www.daikincomfort.com. To receive the 10-Year or 12-Year Parts Limited Warranty, online registration is not required in California, Florida, or Québec. The duration of warranty coverages in Texas and Florida differs in some cases. Other limitations and exclusions apply, refer to complete warranty details for full list of limitations and exclusions.
 If product installed in a commercial application, limited warranty period is 5 years.

Model Family		FTKF(R-32)	FTXC (R-32) Daikin <i>ENTRA</i>	FTXF (R-32) Daikin <i>OTERRA</i>	FTXS_WW (R-410A) & FTXV_AV (R-32) Daikin <i>AURORA</i> • Wall-Mount	FTXS_WW (R-410A) & FTXV_AV (R-32) Multi Zone Wall Mount	FTXM_W** DAIKIN <i>ATMOSPHERA</i>	FVXS_W Floor Mount	FDMO_W • Concealed Ducted	CTXS_WW (R-410) and CTXS_AV (R-32) Multi Zone Wall Mount	FTXR_W • Daikin <i>EMURA</i>	FFO_W • Daikin <i>Visa</i> Cassette	FTX_W • Daikin <i>POLARA</i> Wall Mount	CTX_A Daikin <i>CIRRA</i> Multi Wall-Mount
Comfortable Airflow	Draft Reduction					■	■			■	■		■	
	Wide Angle Louvers	■	■	■	■	■	■	■		■	■		■	■
	Vertical Auto Swing (up and down)	■	■	■	■	■	■	■		■	■	■	■	■
	Horizontal Auto Swing (left and right)													
	3-D Airflow													
Superior Comfort Control	Comfort Mode				■	■	■			■	■		■	
	Indoor Unit Quiet Operation	■	■	■	■	■	■	■		■	■		■	■
	Outdoor Unit Quiet Operation								■	■	■	■	■	
	Intelligent Eye											Option	■	
	Automatic Operation			■	■	■	■		■	■	■	■	■	■
	Program Dry Function	■	■	■	■	■		■	■	■	■	■	■	■
	Hybrid Cooling						■							
	Auto Fan Speed	■	■	■	■	■	■	■	■ [†]	■	■	■ [†]	■	■
Comfortable and Clean	Hot Start			■	■	■	■	■	■	■	■	■	■	■
	Titanium Apatite Photocatalytic Air Purifying Filter	■	■	■	■	■	■	■		■	■		■	■
	Wipe Clean Flat Panel	■	■	■	■	■	■	■		■	■		■	■
Lifestyle	CLEAN operation						■							
	ECO+	■	■	■										■
	Econo Mode				■	■	■	■		■	■		■	
	Simplified Maintenance			■										
	Powerful Operation	■	■	■	■	■	■	■		■	■		■	■
	Remote Controller with Back-lit Display	■	■	■	■	■	■	■	■ [†]	■	■	■ [†]	■	■
	LCD Wireless Remote Control	■	■	■	■	■	■	■		■	■		■	■
Timers	Built-In Wi-Fi						■							
	Wi-Fi with additional adaptor	■	■	■	■	■		■	■	■	■	■	■	■
	24 Hour On/Off Timer	■	■	■	■	■	■	■	■ [†]	■	■	■	■	■
Worry Free	Weekly Timer									■	■		■	
	Night Set Mode	■	■	■	■	■	■	■		■	■		■	■
Cold Climate	All Daikin Systems: Auto Restart, Blue Fin Protection, Self Diagnosis, Anti-Corrosion, Smart Inverter, Designed for North America [†]	■	■	■	■	■	■	■	■	■	■	■	■	■
	Daikin <i>AURORA</i> and <i>ATMOSPHERA</i> Models				■	■	■	■	■	■	■	■	■	
	Low Ambient Cooling*	■		■	■	■	■	■	■	■	■	■	■	


[†] With wired remote controller *May require field settings and/or optional accessories. See engineering manual for specific information.

■ When connected to Daikin *AURORA* Multi-Zone System

**Not available in all markets. Check with local distributor

Control from Anywhere

Innovative Control Solutions



Navigation Remote Controller (Wired) (BRC1E73)

The *Navigation* Remote Controller offers scalable control architecture optimized for Daikin FFQ, FDMQ single zone, multi-zone and *SkyAir* systems. The wall-mounted controller features a back-lit LCD display as well as intuitive menus. The menu displays are available in English, French, or Spanish languages.



Hand-held Wireless Controller

Hand-held controllers, included with most indoor units, provide flexible control of Daikin single and multi-zone systems including: temperature control, operating modes, weekly programming, and more.



Easy-to-use

User-friendly interface makes it easy to set up a personalized program, adjust settings, and make adjustments anytime, anywhere.



Nature

Save money on utility bills and reduce energy consumption (as compared to non-scheduled systems) with the weekly schedule.

DKN App for Wi-Fi control of your Single & Multi-Zone System*



It can happen to anyone. You forgot to change the temperature of your heat pump system or air conditioner before leaving the house or you will be delayed returning home and wish to avoid needlessly heating or cooling your home. What in the past would have resulted in wasted energy is no

longer a problem? With the DKN App, you are always in control. You can use your tablet or smartphone to access your Daikin system via the internet. Fault conditions can also be detected remotely, allowing a quick response to problems.

Functions accessible via the DKN App



Auto Mode – Your Daikin system will change between cooling or heating to maintain the desired temperature range.



Fan Mode – The indoor unit fan will run to circulate the air in the space without cooling or heating



Heating Mode – Your Daikin system will only run in heating mode to maintain the desired heating temperature



Cooling Mode – Your Daikin system will only run in cooling mode to maintain the desired cooling temperature



Dry Mode – Your Daikin system will continually work to dry the air without affecting the temperature in the space



Schedule – Adjust or set a schedule remotely




* Requires AZAI6WSCDKA or AZAI6WSC DKB Wi-Fi adaptors or AZAI6WSPDKC DKN Plus Interface depending on the indoor unit

Control from Anywhere

Innovative Control Solutions (cont'd)

Daikin One+ Smart Thermostat



The Daikin *One+* smart thermostat is now available for select single and multi-zone indoor unit models. With the new translation adaptor, connecting the Daikin *One+* smart thermostat provides several user features including remote monitoring, control and geofencing using the Daikin *One* home app, *Google*, and *Amazon* voice assistants. Learn more at www.daikinone.com.

** Note that the a handheld remote should not be used together with the Daikin *One+* smart thermostat.

Daikin One Touch Smart Thermostat



The Daikin *One* touch smart thermostat is the newest addition to the Daikin *One* ecosystem line of products, joining the Daikin *One+* smart thermostat as a control solution for Daikin's communicating unitary equipment, including Daikin *Fit*.

With customizable settings and the power to wirelessly control heating and cooling from anywhere, homeowners may never want to change their thermostat manually again. However, the touchscreen interface supports a user-friendly experience when they do. Additionally, voice control is possible with compatible Amazon and Google devices. Plus, every Daikin *One* touch includes one year of Daikin *One* cloud services at no added cost, allowing contractors to support their customers' systems remotely and offer homeowners additional peace of mind!

Daikin One Lite Smart Thermostat



The Daikin *One* lite connected thermostat is a perfect solution for Daikin single and multi-zone products when a wall-mounted smart thermostat is needed. The *One* lite connected thermostat is compatible with most Daikin single and multi-zone systems+ and can be linked via Wi-Fi to the Daikin *One* home app for control.

Daikin Madoka Remote Controller



Daikin is pleased to introduce the *Madoka* remote controller for the North American FDMQ, FFQ & *SkyAir* indoor units. The *Madoka* features a sleek and stylish design with an intuitive interface including touch button control. It retains advanced functions for indoor unit control. It can be commissioned and managed with ease through a Bluetooth® configuration app or via the onboard menus. The *Madoka* provides 3 configurable display modes: Text (default), Icon, and Scale to help meet project and occupant needs. Learn more at www.daikinac.com.

Award-winning design.
Madoka earned an IF design award and Red Dot Product Design Award for its innovative design.



reddot award 2018
winner



Madoka Quick Set App
Available for download on
iOS and Android devices.



Control from Anywhere

Innovative Control Solutions (cont'd)

Daikin DKN Plus Interface



The new Daikin DKN Plus Interface (AZAI6WSPDKC) enables the energy-efficient control of Daikin air conditioners by a third-party thermostat or an automation system. With this interface, third party devices or systems can control the *SkyAir* indoor units through the DKN Cloud NA App via Wi-Fi, Cloud API, Modbus®, BACnet™ MS/TP, or thermostat relay contacts. This interface can be commissioned easily through the DKN Cloud NA app via Bluetooth® Low Energy (BLE). Learn more at www.daikinac.com.

Daikin *SplitXpress* Selection Tool

The new interactive *SplitXpress* mobile app and website provide a complete product selection tool to streamline system selection for single and multi-zone projects. Users can create equipment selections and add accessories / pricing details to quickly share quotes with customers. Available for free on the *App Store* (iOS) and *Google Play* (Android), and at <https://splitxpress.daikincity.com>.



Single Zone Systems



Daikin *ENTRA* (R-32)

Wall-Mounted Heat Pump

18 SEER2 | Up to 9 HSPF2 | Up to 11 EER2



Daikin *ENTRA* single zone inverter wall-mounted systems provide energy efficiency and comfort control with an affordable, cost-saving solution. These heat pump systems feature streamlined, wall mounted indoor units paired with quietly compact outdoor units.

Standard Features

- » Energy Efficient— Up to 18 SEER2, Up to 9 HSPF2, Up to 11 EER2 for efficient cooling and heating operation and reduced operating costs compared to conventional lower-efficiency systems.
- » Heating Range: 5° - 65°F
- » Cooling Range: 50° - 115°F



ECO+ – An intelligent feature that ensures optimum energy consumption while fulfilling basic human comfort needs. Once activated, set temperature will be adjusted automatically to an optimum energy consumption level



Titanium Apatite Photocatalytic Air Purifying Filter – This filter combines the air-purifying filter and titanium apatite photocatalytic deodorizing filter in a single highly effective unit.



Blue Fin Protection – The hydrophilic coated fin ensures the condensate water moves easily to the drain pan — thus enhancing the cleanliness and lifespan of the cooling coil.




Powerful Operation Mode – Pushing the POWERFUL button on the remote control gives you a boost in cooling or heating power for a 20-minute period, even if the unit is already operating at high capacity.

IDEAL SOLUTIONS FOR:

- » Renovations, remodeling and new construction
- » A perfect alternative to noisy and inefficient window or through-the-wall air conditioner units
- » Sun rooms, basements, attics, garages, hot or cold rooms, and more
- » Rooms where floor space comes at a premium or is not available for other application
- » Ceiling void or attic does not allow for a viable duct run option



R32



Model	Indoor Unit		FTXC09AXVJU		FTXC12AXVJU		FTXC18AXVJU		FTXC24AXVJU	
	Outdoor Unit		RXC09AXVJU		RXC12AXVJU		RXC18AXVJU		RXC24AXVJU	
			Cooling	Heating	Cooling	Heating	Cooling	Heating	Cooling	Heating
Capacity Rated (Min. ~ Max.)		Btu/h	9,000	9,400	12,000	11,300	18,100	18,000	22,400	23,000
Moisture Removal		gal/h	4,400 - 10,200		4,400 - 13,000		6,900 - 20,000		6,900 - 24,200	
COP Rated			0.05		0.16		0.61		0.88	
EER2 Rated			3.6		3.3		3.3		3.4	
SEER2			11		8.5		10.5		10.5	
HSPF2			18				18			
Piping Connections		Liquid					Ø 1/4 (Ø 6.4)			
		Gas	Ø 3/8 (Ø 9.5)				Ø 1/2 (Ø 12.7)		Ø 5/8 (Ø 15.9)	
		Drain					Ø 3/4 (Ø 19.0)			
Max. Interunit Piping Length			65-5/8 (20)				5/8 (16)			
Max. Interunit Height Difference		ft (m)					32-13/16 (10)			
Chargeless							32-13/16 (10)			
Amount of Additional Charge of Refrigerant		oz/ft (g/m)					0.18 (17)			
Operating Range - Cooling		°F DB					50 ° - 115 °F			
Operating Range - Heating		°F W/D					5 ° - 65 °F			
Indoor Unit			FTXC09AXVJU		FTXC12AXVJU		FTXC18AXVJU		FTXC24AXVJU	
Airflow Rate	H	cfm (m³/min)	431	402	436	412	716			
	M		322		316		605			
	L		249		247		467			
	SL		142	219	132	210	395			
Fan	Speed	Steps	3 Steps, Auto, Quiet, Turbo							
Air Direction Control			Horizontal and Vertical							
Air Filter			Catechin							
Dimensions		in.	11-1/3 × 30-5/16 × 9-11/16				11-11/16 × 39-9/16 × 11-1/3			
(H × W × D)		(mm)	(288 × 770 × 246)				(297 × 990 × 288)			
Weight		Lbs (kg)	20.3 (19.8)				30.5 (13.8)			
Sound Pressure Level (H / M / L / SL)		dB(A)	43/36/29/19	42/35/29/25	45/37/31/19	43/36/30/26	48/43/37/33	46/41/36/33	51/44/38/34	48/42/37/34
Outdoor Unit			RXC09AXVJU		RXC12AXVJU		RXC18AXVJU		RXC24AXVJU	
Compressor	Motor Output	W	-							
Refrigerant	Type		R-32							
	Charge	Lbs (kg)	1.65 (0.75)				3.31 (1.5)			
Airflow Rate	H	cfm (m³/min)	1051	966	1051	966	1879	1833	1879	1833
	SL		—		—		—		—	
Dimensions		in.	21-11/16 × 26-1/2 × 11-3/16				27-13/32 × 36-5/8 × 13-13/16			
(H × W × D)		(mm)	(550 × 675 × 284)				(696 × 930 × 351)			
Weight		Lbs (kg)	60 (27)				101 (46)			
Sound Pressure Level		H dB(A)	46	48	48		53	53		52

Unit Combination		Power Supply			Compressor		OFM		IFM	
Indoor Unit	Outdoor Unit	Hz - Volts	Voltage Range	MCA	MOCP	RLA	W	MOC	W	MOC
FTXC09AXVJU	RXC09AXVJU	60 - 208	Min. 60 Hz 187 V	9.3	15	6.05	26	0.61	22	0.35
		60 - 230	Max. 60 Hz 253 V							
FTXC12AXVJU	RXC12AXVJU	60 - 208	Min. 60 Hz 187 V	9.36	15	5.99	26	0.61	22	0.4
		60 - 230	Max. 60 Hz 253 V							
FTXC18AXVJU	RXC18AXVJU	60 - 208	Min. 60 Hz 187 V	16.34	20	9.09	55	1.3	39	0.55
		60 - 230	Max. 60 Hz 253 V							
FTXC24AXVJU	RXC24AXVJU	60 - 208	Min. 60 Hz 187 V	16.34	20	9.09	55	1.3	39	0.55
		60 - 230	Max. 60 Hz 253 V							

Daikin *OTERRA* 115V (R-32)

Single Zone Heat Pump System

20 SEER2 | 9 HSPF2 | 12 EER2



Daikin *OTERRA* 115V Heat pump provides comfort year round. *SIGNA* flareless adaptor makes installation easier and Faster. Quiet indoor and outdoor units makes it an ideal choice for living spaces..

Standard Features

- » *SIGNA* Flareless adaptor allows for a quick installation
- » Energy Efficient + Wi-Fi capable
- » Ease of Maintenance
- » Low GWP refrigerant and future focused with R-32 Refrigerant
- » Daikin Inverter Technology
- » Outstanding 12-Years parts Warranty
- » Available in 9000 BTU and 12000 BTU capacities



Wide Angle Louvers – Smoothly curved

wide-angle louvers provide wide airflow coverage for effective heating and cooling no matter where the indoor unit is placed within the room.



Auto Fan Speed – To reduce operating sound and power consumption, the fan speed is automatically controlled by the micro-processor to suit the controller setting and prevailing room temperature.

To reduce operating sound and power consumption, the fan speed is automatically controlled by the micro-processor to suit the controller setting and prevailing room temperature.



Wipe-Clean Flat Panel – The flat panel models can be cleaned with only the single pass of a cloth across their smooth surface. The flat panel can also be easily removed for more thorough cleaning.

The flat panel models can be cleaned with only the single pass of a cloth across their smooth surface. The flat panel can also be easily removed for more thorough cleaning.

IDEAL SOLUTIONS FOR:

- » Rooms where floor space comes at a premium or is not available for other (or is limited in) installation applications
- » A great alternative to noisy and inefficient window or through-the-wall air conditioner units
- » Single zone spaces, bonus rooms, garage gyms, she sheds, man caves, replacement, renovations, remodeling, new construction, sunrooms, basements, attics, garages, hot or cold rooms, and more
- » Ceiling void or attic does not allow for a viable duct run





Proper sizing and installation of equipment is critical to achieve optimal performance. Split system air conditioners and heat pumps must be matched with appropriate coil components to meet **ENERGY STAR®** criteria. Ask your contractor for details or visit www.energystar.gov.

R32



Model	Indoor Unit		FTXQ09ASBU9		FTQ12ASBU9	
	Outdoor Unit		RXQ09ASBU9		RXF09AXVJU	
			Cooling	Heating	Cooling	Heating
Capacity Rated (Min. ~ Max.)	Btu/h		9,000	10,900	12,000	13,500
COP Rated			1.9		2.1	
EER2 Rated			12			
SEER2			20			
HSPF2			9			
Piping	Liquid	in. (mm)	Ø 1/4 (Ø 6.4)			
Connections	Gas		Ø 3/8 (Ø 9.5)			
	Drain		Ø 5/8 (Ø 16.0)			
Max. Interunit Piping Length			65-5/8 (20)			
Max. Interunit Height Difference	ft (m)		49-1/4 (15)			
Chargeless			49-1/4 (15)			
Amount of Additional Charge of Refrigerant	oz/ft (g/m)		0.22(20)			
Operating Range - Cooling	°F DB		50 ° - 115 °F			
Operating Range - Heating*	°F WB		5 ° - 65 °F			
Indoor Unit			FTXQ09ASBU9		FTQ12ASBU9	
Airflow Rate	H	cfm (m³/min)	424 (12)	413 (11.7)	413 (11.8)	434 (12.3)
	M		307 (8.7)	328 (9.3)	311 (8.8)	321 (9.1)
	L		261 (7.4)	247 (7)	244 (6.9)	244 (6.9)
	SL		134 (3.8)	212 (6)	124 (3.5)	208 (5.9)
Fan	Speed	Steps	5 Steps, Auto, Quiet			
Air Direction Control			Right, Left, Horizontal, Downward			
Air Filter			Removable, Washable			
Dimensions (H x W x D)	in. (mm)		11-1/4 x 30-5/16 x 8-3/4 (286 X 770 X 223)			
Weight	Lbs (kg)		18 (8)		19 (9.0)	
Sound Pressure Level (H/M/L/SL)	dB(A)		43/35/30/21	41/36/28/25	46/38/31/21	45/37/30/25
Outdoor Unit			RXQ09ASBU9		RXQ12ASBU9	
Refrigerant	Type		R-32			
	Charge	Lbs (kg)	1.15 (0.52)		1.65 (0.75)	
Refrigerant Oil	Type		FW68DA			
	Charge	oz (l)	12.68 (0.375)		12.68 (0.375)	
Airflow Rate	H	cfm (m³/min)	1233 (34.9)	1151 (32.6)	1144 (32.4)	1144 (32.4)
Dimensions (H x W x D)	in. (mm)		21-15/16 X 26-9/16 X 11-3/16 (557 x 675 x 284)			
Weight	Lbs (kg)		59 (27)		64 (29)	
Sound Pressure Level	H	dB(A)	48	49	50	52

Unit Combination		Power Supply				Inverter Drive Input		
INDOOR UNIT	OUTDOOR UNIT	Hz - Volts	VOLTAGE RANGE	MCA	MOC	SYSTEM	OUTDOOR FAN/COMPRESSOR	INDOOR FAN
FTXQ09ASBU9	RXQ09ASBU9	60 - 115	Min. 60 Hz 104 V Max. 60 Hz 127 V	14.9	15	11.7	11.3	0.36
FTQ12ASBU9	RXQ12ASBU9	60 - 115	Min. 60 Hz 104 V Max. 60 Hz 127 V	15	15	11.7	11.3	0.42

Daikin *OTERRA* (R-32)

Wall-Mounted Heating & Cooling

21 SEER2 | Up to 10.2 HSPF2 | Up to 12.5 EER2



Daikin *OTERRA* Wall Mount Systems provide energy efficiency and comfort control with an affordable, cost-saving solution. Available in both heat pump and cooling only models, these systems feature streamlined, wall-mounted indoor units paired with quiet and compact outdoor units.

Standard Features

- » Energy Efficient – 21 SEER2, 10.2 HSPF2, 12.5 EER2 for ultra-efficient cooling and heating operation and reduced operating costs compared to conventional lower-efficiency systems.
- » Cooling Range: 50°F DB to 118°F DB (10° C DB to 48° C DB); for 9 and 12K, 50°F DB to 122°F DB (10° C DB to 50° C DB); for 18 and 24K. Extended operation to -4°F DB (-20° C DB) with facility setting and wind baffle.
- » Heating Range: 5°F WB - 65°F WB (-15° C WB - 18° C WB)

Optional Features

- » Wired controller
- » Compatible with DKN Residential Cloud Wi-Fi Adaptor or DKN Plus Interface



ECO+ – An intelligent feature that ensures optimum energy consumption while fulfilling basic human comfort needs. Once activated, set temperature will be adjusted automatically to an optimum energy consumption level



Blue Fin Protection – The hydrophilic coated fin ensures the condensate water moves easily to the drain pan — thus enhancing the cleanliness and lifespan of the cooling coil.



Simplified Maintenance – The indoor unit has been re-designed for easier removal of the drain pan, blower wheel, and indoor fan motor (compared to other wall-mounted units).

IDEAL SOLUTIONS FOR:

- » Renovations, remodeling and new construction
- » Sun rooms, basements, attics, garages, hot or cold rooms, and more
- » Rooms where floor space comes at a premium or is not available for other application
- » Ceiling void or attic does not allow for a viable duct run option
- » Cooling Only models are an excellent value for space not requiring heating



Our outdoor unit drain pans have up to 16 holes which allows for effective drainage of condensation. In some case, this improved drain pan design eliminates the need for drain pan heaters, resulting in higher efficiencies in low ambient temperatures.





Proper sizing and installation of equipment is critical to achieve optimal performance. Split system air conditioners and heat pumps must be matched with appropriate coil components to meet **ENERGY STAR®** criteria. Ask your contractor for details or visit www.energystar.gov.

R32



Part Number	Optional Accessories for Indoor Unit	Part Number	Optional Accessories for Outdoor Unit
BRC944B2-A08	Wired Remote Controller kit	DACA-WB-1	Powder Coated Wall-Mounted Bracket
BRCW901A08	Wired Remote Controller Cord - 8m	KPW063B4E	Air direction adjustment grille (18 & 24)
BRC51D61	Wired Remote Controller kit	KPW937F4	Air direction adjustment grille (09 & 12)
DACA-BRCW901P10	Remote Controller Cable, Plenum Rated, 10 ft	KKG067A41	Back protection wire net (09 & 12)
DACA-BRCW901P25	Remote Controller Cable, Plenum Rated, 25 ft	KEH067A41E(A)	Drain pan Heater (09/12)
BRCW901A03	Wired Remote Controller Cord - 3m	KEH063A4EA	Drain pan Heater (18/24)
DACA-CP1-1	Mini Aqua Condensate Pump		
83930	Silent Plus Mini White Pump		
AZA16WSCDKB	DKN Residential Cloud Wi-Fi Adaptor		
DTST-ONE-ADA-A	Daikin <i>One+</i> Smart Thermostat		
DTST-TOU-ADA-A	Daikin <i>One</i> Touch Smarth Thermostat Combo Pack		
DTST-LTE-LA-A	Daikin <i>One</i> Lite Smart Thermostat		
AZA16WSPDKC	Daikin DKN Plus Interface		

Model	Indoor Unit		FTKF09AXVJU	FTKF12AXVJU	FTKF18AXVJU	FTKF24AXVJU	
	Outdoor Unit		RKF09AXVJU	RKF12AXVJU	RKF18AXVJU	RKF24AXVJU	
Capacity Rated (Min. ~ Max.)	Btu/h	9,000		14,600	18,100	26,400	
		(4,400 ~ 11,200)		(4,400 ~ 14,600)	(6,900 ~ 22,000)	(7,000 ~ 26,400)	
Moisture Removal	gal/h	0.05	0.16	0.61	0.88		
EER2 Rated		12.5		12	12		
SEER2				21			
Piping Connections	Liquid	in. (mm)	Ø 1/4 (Ø 6.4)				
	Gas		Ø 3/8 (Ø 9.5)	Ø 1/2 (Ø 12.7)		Ø 5/8 (Ø 15.9)	
	Drain		Ø 5/8 (Ø 16.0)				
Max. Interunit Piping Length	ft (m)	65-5/8 (20)		98-1/2 (30)			
Max. Interunit Height Difference		49-1/4 (15)		65-5/8 (20)			
Chargeless				32-13/16 (10)			
Amount of Additional Charge of Refrigerant	oz/ft (g/m)			0.18 (17)			
Operating Range - Cooling	°F DB	50 ° - 118 °F		50 ° - 122 °F			
Operating Range - Low-Ambient Cooling**		5 ° - 118 °F		5 ° - 122 °F			
Operating Range - Cooling with Optional Air Adjustment Grille**		-4 ° - 118 °F		-4 ° - 122 °F			
Airflow Rate	Indoor Unit		FTKF09AXVJU	FTKF12AXVJU	FTKF18AXVJU	FTKF24AXVJU	
	H	cfm (m³/min)	431 (12.2)	436 (12.3)	716 (20.3)	716 (20.3)	
	M		322 (9.1)	316 (8.9)	605 (17.1)	605 (17.1)	
	L		249 (7.1)	247 (7.0)	467 (13.2)	467 (13.2)	
SL	142 (4.0)		132 (3.7)	395 (11.2)	395 (11.2)		
Fan	Speed	Steps	3 Steps, Auto, Quiet, Turbo				
Air Direction Control			Horizontal, Vertical				
Air Filter			Catechin				
Dimensions (H x W x D)	in. (mm)	11-1/3 x 30-5/16 x 9-3/16 (288 X 770 X 234)			11-11/16 X 39-9/16 X 10-3/4 (297 X 990 X 273)		
Weight	Lbs (kg)	19.8 (9.0)	20.9 (9.5)	30.5(13.8)			
Sound Pressure Level (H / M / L / SL)	dB(A)	44/37/30/19	46/38/32/19	49 / 44 / 38 / 33	53 / 45 / 39 / 34		
Outdoor Unit	Indoor Unit		RKF09AXVJU	RKF12AXVJU	RKF18AXVJU	RKF24AXVJU	
	Compressor	Motor Output	W				
	Refrigerant	Type	R-32				
		Charge	Lbs (kg)	1.65 (0.75)	3.31 (1.5)		
	Airflow Rate	H	1051 (29.8)		1879 (53.2)		
	Dimensions (H x W x D)	in. (mm)	21-11/16 X 26-1/2 X 11-3/16 (550 x 675 x 284)			27-13/32 X 36-5/8 X 13-13/16 (696 X 930 X 351)	
	Weight	Lbs (kg)	60 (27)		101 (46)		
	Sound Pressure Level	H	dB(A)	46	49	54	55
	Energy Star® Certified			Yes	Yes	Yes	Yes

**Cutting a jumper or a dipswitch setting is required. Refer to installation manual.

Unit Combination		Power Supply				Compressor	OFM		IFM	
INDOOR UNIT	OUTDOOR UNIT	Hz - VOLTS	VOLTAGE RANGE	MCA	MOCP	RLA	W	MOC	W	MOC
FTKF09AXVJU	RKF09AXVJU	60 - 208	Min. 60 Hz 187 V Max. 60 Hz 253 V	9.1	15	6.05	26	0.61	22	0.35
		60 - 230								
FTKF12AXVJU	RKF12AXVJU	60 - 208	Min. 60 Hz 187 V Max. 60 Hz 253 V	9.15	15	5.99	26	0.61	22	0.4
		60 - 230								
FTKF18AXVJU	RKF18AXVJU	60 - 208	Min. 60 Hz 187 V Max. 60 Hz 253 V	14.23	20	9.09	55	1.3	39	0.55
		60 - 230								
FTKF24AXVJU	RKF24AXVJU	60 - 208	Min. 60 Hz 187 V Max. 60 Hz 253 V	14.23	20	9.09	55	1.3	39	0.55
		60 - 230								

Daikin **OTERRA (R-32)** With built in Wi-Fi

Wall Mounted Cooling only System


21 SEER2 | Up to 12.5 EER2



Model	Indoor Unit		FTKF09BVJU9	FTKF12BVJU9	FTKF18BVJU9	FTKF24BVJU9	
	Outdoor Unit		RKF09BVJU9	RKF12BVJU9	RKF18BVJU9	RKF24BVJU9	
Capacity Rated (Min. ~ Max.)	Btu/h		9,000 (4,400 ~ 11,200)	12,000 (4,400 ~ 14,600)	18,100 (6,900 ~ 22,000)	22,400 (7,000 ~ 26,400)	
Moisture Removal	gal/h						
EER2 Rated			12.5		12		
SEER2			21				
Piping Connections	Liquid	in. (mm)	Ø 1/4 (Ø 6.4)				
	Gas		Ø 3/8 (Ø 9.5)		Ø 1/2 (Ø 12.7)	Ø 5/8 (Ø 15.9)	
	Drain		Ø 5/8 (Ø 16.0)				
Max. Interunit Piping Length	ft (m)		65-5/8 (20)		98-1/2 (30)		
Max. Interunit Height Difference			49-1/4 (15)		65-5/8 (20)		
Chargeless			49-1/4 (15)				
Amount of Additional Charge of Refrigerant	oz/ft (g/m)		0.22 (20)				
Operating Range - Cooling	°F DB		50 ° - 118 °F		50 ° - 122 °F		
Operating Range - Low-Ambient Cooling**			5 ° - 118 °F		5 ° - 122 °F		
Operating Range - Cooling with Optional Air Adjustment Grille**			-4 ° - 118 °F		-4 ° - 122 °F		
Airflow Rate	Indoor Unit		FTKF09BVJU9	FTKF12BVJU9	FTKF18BVJU9	FTKF24BVJU9	
	H	cfm (m³/min)	381 (10.8)	436 (12.3)	565 (16)	629 (17.8)	
			M	272 (7.7)	316 (8.9)	463 (13.1)	501 (14.2)
			L	230 (6.5)	247 (7.0)	378 (10.7)	378 (10.7)
SL	124 (3.5)		132 (3.7)	335 (9.5)	335 (9.5)		
Fan	Speed	Steps	3 Steps, Auto, Quiet, Turbo				
Air Direction Control			Vertical, Horizontal				
Air Filter			Catechin				
Dimensions	in.		11-1/4 x 30-5/8 x 8-3/4		11-5/8 X 39-3/8 X 10-3/8		
(H x W x D)	(mm)		(286 X 778 X 223)		(295 X 1000 X 263)		
Weight	Lbs (kg)		19.8 (9.0)	19.8 (9.0)	28(13)		
Sound Pressure Level (H / M / L / SL)	dB(A)		44 / 35 / 30 / 19	46 / 37 / 31 / 19	48 / 43 / 37 / 33	52 / 45 / 38 / 34	
Compressor	Outdoor Unit		RKF09BVJU9	RKF12BVJU9	RKF18BVJU9	RKF24BVJU9	
	Motor Output	W	--				
	Type		R-32				
Refrigerant	Charge	Lbs (kg)	1.65 (0.75)		2.45 (1.11)		
Airflow Rate	H	cfm (m³/min)	1088 (30.8)		2327 (65.9)		
Dimensions	in.		21-15/16 X 26-9/16 X 11-3/16		29-1/2 X 34-1/4 X 12-5/8		
(H x W x D)	(mm)		(557 x 675 x 284)		(750 X 870 X 320)		
Weight	Lbs (kg)		63 (28)		113 (52)		
Sound Pressure Level	H	dB(A)	49	49	54	54	
ENERGY STAR® CERTIFIED			Yes	Yes	Yes	Yes	

**Cutting a jumper or a dipswitch setting is required. Refer to installation manual.

Unit Combination		Power Supply				Fan/Compressor		Indoor Fan
INDOOR UNIT	OUTDOOR UNIT	Hz - VOLTS	VOLTAGE RANGE	MCA	MOCP	INVERTER DRIVE INPUT	INVERTER DRIVE INPUT	
FTKF09BVJU9	RKF09BVJU9	60 - 208	Min. 60 Hz 187 V Max. 60 Hz 253 V	11.6	15	9	0.2	
		60 - 230						
FTKF12BVJU9	RKF12BVJU9	60 - 208	Min. 60 Hz 187 V Max. 60 Hz 253 V	14.6	15	11.4	0.23	
		60 - 230						
FTKF18BVJU9	RKF18BVJU9	60 - 208	Min. 60 Hz 187 V Max. 60 Hz 253 V	21.4	25	17.4	0.4	
		60 - 230						
FTKF24BVJU9	RKF24BVJU9	60 - 208	Min. 60 Hz 187 V Max. 60 Hz 253 V	21.6	25	17.6	0.45	
		60 - 230						



R32

Model	Indoor Unit		FTXF09AXVJU		FTXF09AXVJU		FTXF12AXVJU		FTXF12AXVJU	
	Outdoor Unit		RXF09AXVJU		RXF09AXVJU		RXF12AXVJU		RXF12AXVJU	
			Cooling	Heating	Cooling	Heating	Cooling	Heating	Cooling	Heating
Capacity Rated (Min. ~ Max.)		Btu/h	9,000	10,000	12,000	13,500	18,100	21,600	22,400	23,600
Moisture Removal COP Rated		gal/h	(4,400 ~ 11,200)	(4,400 ~ 14,300)	(4,400 ~ 14,600)	(4,400 ~ 18,000)	(6,900 ~ 22,000)	(5,800 ~ 26,400)	(7,000 ~ 26,400)	(6,200 ~ 28,600)
EER2 Rated			4.06		3.8		3.6		3.34	
SEER2			12.5				21			
HSPF2			10.2				9.6		9.1	
Piping Connections	Liquid	in. (mm)					Ø 1/4 (Ø 6.4)			
	Gas		Ø 3/8 (Ø 9.5)				Ø 1/2 (Ø 12.7)		Ø 5/8 (Ø 15.9)	
	Drain						Ø 5/8 (Ø 16.0)			
Max. Interunit Piping Length		ft. (m)	65-5/8 (20)				98-1/2 (30)			
Max. Interunit Height Difference		ft. (m)	49-1/4 (15)				65-5/8 (20)			
Chargeless			32-13/16 (10)							
Amount of Additional Charge of Refrigerant		oz/ft (g/m)	0.18 (17)							
Operating Range - Cooling		°F DB	50° - 118°F				50° - 122°F			
Operating Range - Low-Ambient Cooling**		°F DB	5° - 118°F				5° - 122°F			
Operating Range - Cooling with Optional Air Adjustment Grille**		°F DB	-4° - 118°F				-4° - 122°F			
Operating Range - Heating		°F WB	5° F - 65° F							
	Indoor Unit		FTXF09AXVJU		FTXF09AXVJU		FTXF12AXVJU		FTXF12AXVJU	
Airflow Rate	H	(cfm) m³/min	431 (12.2)	402 (11.4)	436 (12.3)	412 (11.7)	716 (20.3)	716 (20.3)	716 (20.3)	716 (20.3)
	M		322 (9.1)	322 (9.1)	316 (8.9)	316 (8.9)	605 (17.1)	605 (17.1)	605 (17.1)	605 (17.1)
	L		249 (7.1)	249 (7.1)	247 (7.0)	247 (7.0)	467 (13.2)	467 (13.2)	467 (13.2)	467 (13.2)
	SL		142	219 (6.2)	132	210 (5.9)	395 (11.2)	395 (11.2)	395 (11.2)	395 (11.2)
Fan Speed	Steps	3 Steps, Auto, Quiet, Turbo								
Air Direction Control	Vertical, Horizontal									
Air Filter	Catechin									
Dimensions (H x W x D)		in. (mm)	11-1/3 x 30-5/16 x 9-3/16 (288 x 770 x 234)				11-1/16 x 39-1/2 x 11-1/3 (297 x 1005 x 288)			
Weight		lbs. (kg)	20.3 (9.2)		21.4 (9.7)					
Sound Pressure Level (H / M / L / SL)		dB(A)	44 / 37 / 30 / 19	43 / 36 / 30 / 25	46 / 38 / 32 / 19	45 / 37 / 31 / 26	49 / 44 / 38 / 33	49 / 42 / 37 / 33	53 / 45 / 39 / 34	53 / 43 / 38 / 34
	Outdoor Unit		RXF09AXVJU		RXF09AXVJU		RXF12AXVJU		RXF12AXVJU	
Compressor	Motor Output	W	-							
Refrigerant	Type		R-32							
	Charge	lbs. (kg)	1.65 (0.75)				3.31 (1.5)			
Airflow Rate	H	(cfm) m³/min	1051 (29.8)	966 (27.4)	1051 (29.8)	966 (27.4)	1879 (53.2)	1833 (51.9)	1879 (53.2)	1833 (51.9)
Dimensions (H x W x D)		in. (mm)	21-11/16 X 26-1/2 X 11-3/16 (550 x 675 x 284)				27-13/32 X 36-5/8 X 13-13/16 (696 X 930 X 351)			
Weight		lbs. (kg)	60 (27)				101 (46)			
Sound Pressure Level	H	dB(A)	46	48	48		54		55	
ENERGY STAR® CERTIFIED			YES		YES		YES		YES	

** Cutting a jumper or a dipswitch setting is required. Refer to installation manual.

Unit Combination		Power Supply				Compressor	OFM		IFM	
INDOOR UNIT	OUTDOOR UNIT	Hz - Volts	VOLTAGE RANGE	MCA	MOCP	RLA	W	MOC	W	MOC
FTXF09AXVJU	RXF09AXVJU	60 - 208	Min. 60 Hz 187 V	9.3	15	6.05	26	0.61	22	0.35
		60 - 230	Max. 60 Hz 253 V							
FTXF12AXVJU	RXF12AXVJU	60 - 208	Min. 60 Hz 187 V	9.36	15	5.99	26	0.61	22	0.4
		60 - 230	Max. 60 Hz 253 V							
FTXF18AXVJU	RXF18AXVJU	60 - 208	Min. 60 Hz 187 V	16.34	20	9.09	55	1.3	39	0.55
		60 - 230	Max. 60 Hz 253 V							
FTXF24AXVJU	RXF24AXVJU	60 - 208	Min. 60 Hz 187 V	16.34	20	9.09	55	1.3	39	0.55
		60 - 230	Max. 60 Hz 253 V							

Daikin **OTERRA (R-32)** With built in Wi-Fi

Wall-Mounted Heating & Cooling

21 SEER2 | Up to 10.2 HSPF2 | Up to 12.5 EER2

Model	Indoor Unit		FTXF09BVJU9		FTXF12BVJU9		FTXF18BVJU9		FTXF24BVJU9	
	Outdoor Unit		RXF09BVJU9		RXF12BVJU9		RXF18BVJU9		RXF24BVJU9	
			Cooling	Heating	Cooling	Heating	Cooling	Heating	Cooling	Heating
Capacity Rated (Min. ~ Max.)	Btu/h		9,000 (4,400 ~ 11,200)	10,000 (4,400 ~ 14,300)	12,000 (4,400 ~ 14,600)	13,500 (4,400 ~ 18,000)	18,000 (6,900 ~ 22,000)	21,600 (5,800 ~ 28,000)	22,400 (7,000 ~ 26,400)	24,000 (6,200 ~ 32,000)
Moisture Removal	gal/h		—		—		—		—	
COP Rated			2		2		2		1.9	
EER2 Rated			12.5				12			
SEER2							21			
HSPF2			10.2				9.6		9.5	
Piping	Liquid	in. (mm)					Ø 1/4 (Ø 6.4)			
Connections	Gas		Ø 3/8 (Ø 9.5)				Ø 1/2 (Ø 12.7)		Ø 5/8 (Ø 15.9)	
	Drain						Ø 5/8 (Ø 16.0)			
Max. Interunit Piping Length	ft (m)		65-5/8 (20)				98-1/2 (30)			
Max. Interunit Height Difference			49-1/4 (15)				65-5/8 (20)			
Chargeless							49-1/4 (15)			
Amount of Additional Charge of Refrigerant	oz/ft (g/m)						0.22(20)			
Operating Range - Cooling			50 ° - 118 °F				50 ° - 122 °F			
Operating Range - Low-Ambient Cooling*	°F DB		5 ° - 118 °F				5 ° - 122 °F			
Operating Range - Cooling with Optional Air direction adjustment grille *			-4 ° - 118°F				-4 ° - 122°F			
Operating Range - Heating*	°F WB						5 ° - 65 °F			
Indoor Unit			FTXF09BVJU9		FTXF12BVJU9		FTXF18BVJU9		FTXF24BVJU9	
Airflow Rate	H	cfm (m ³ /min)	381 (10.8)	385 (10.9)	399 (11.3)	438 (12.4)	565 (16)	717 (20.3)	629 (17.8)	717 (20.3)
	M		272 (7.7)	304 (8.6)	282 (8.0)	319 (9)	463 (13.1)	572 (16.2)	501 (14.2)	572 (16.2)
	L		230 (6.5)	230 (6.5)	219 (6.2)	240 (6.8)	378 (10.7)	452 (12.8)	378 (10.7)	466 (13.2)
	SL		124(3.5)	194 (5.5)	117(3.3)	205 (5.8)	335 (9.5)	388 (11)	335 (9.5)	413 (11.7)
Fan	Speed	Steps	3 Steps, Auto, Quiet, Turbo							
Air Direction Control			Right, Left, Horizontal, Downward							
Air Filter			Removable, Washable							
Dimensions (H x W x D)	in. (mm)		11-1/4 x 30-5/8 x 8-3/4 (286 X 778 X 223)				11-5/8 X 39-3/8 X 10-3/4 (295 X 1000 X 263)			
Weight	Lbs (kg)		19 (9.0)		19 (9.0)		28 (13)			
Sound Pressure Level (H / M / L / SL)	dB(A)		44 / 35 / 30 / 19	41 / 35 / 28 / 25	46 / 37 / 31 / 19	45 / 37 / 30 / 25	48 / 43 / 37 / 33	49 / 42 / 37 / 33	52 / 45 / 38 / 34	49 / 43 / 38 / 34
Outdoor Unit			RXF09BVJU9		RXF12BVJU9		RXF18BVJU9		RXF24BVJU9	
Compressor	Motor Output	W								
Refrigerant	Type		R-32							
	Charge	Lbs (kg)	1.65 (0.75)				2.45 (1.11)			
Airflow Rate	H	cfm (m ³ /min)	1051 (29.8)	966 (27.4)	1051 (29.8)	966 (27.4)	2327 (65.9)	2327 (65.9)	2327 (65.9)	2327 (65.9)
Dimensions (H x W x D)	in. (mm)		21-11/16 X 26-1/2 X 11-3/16 (550 x 675 x 284)				29-1/2 X 34-1/4 X 12-5/8 (750 X 870 X 320)			
Weight	Lbs (kg)		60 (27)				113 (51)			
Sound Pressure Level	H	dB(A)	46	48	48		54	57	54	57
ENERGY STAR® CERTIFIED			Yes		Yes		Yes		Yes	

*Applicable to heat pump models only, refer to installation manual for more details.

**Cutting a jumper or a dipswitch setting is required. Refer to installation manual.

Unit Combination		Power Supply				Fan/Compressor		Indoor Fan	
INDOOR UNIT	OUTDOOR UNIT	Hz - VOLTS	VOLTAGE RANGE	MCA	MOCP	INVERTER DRIVE INPUT	INVERTER DRIVE INPUT		
FTXF09BVJU9	RXF09BVJU9	60 - 208	Min. 60 Hz 187 V	11.6	15	9	0.2		
		60 - 230	Max. 60 Hz 253 V						
FTXF12BVJU9	RXF12BVJU9	60 - 208	Min. 60 Hz 187 V	14.6	15	11.4	0.23		
		60 - 230	Max. 60 Hz 253 V						
FTXF18BVJU9	RXF18BVJU9	60 - 208	Min. 60 Hz 187 V	21.4	25	17.4	0.4		
		60 - 230	Max. 60 Hz 253 V						
FTXF24BVJU9	RXF24BVJU9	60 - 208	Min. 60 Hz 187 V	21.6	25	17.6	0.45		
		60 - 230	Max. 60 Hz 253 V						



Daikin EMURA

Wall-Mounted Heat Pump

Up to 18 SEER2 | Up to 8.0 HSPF2 | Up to 11.0 EER2



The next generation of home air conditioning is here, offering smart technology within a sleek, curved silhouette. Daikin *EMURA* air conditioners are designed to satisfy a uniquely “Designer” sense of style.

Offering a sophisticated solution for contemporary interiors, the new Daikin *EMURA* single zone system combines form and functionality to create an icon of contemporary climate control. Available in silver or pure matte white, Daikin *EMURA* makes a modern design statement on any wall.

Standard Features

- » Energy Efficient – Up to 18 SEER2, Up to 8 HSPF2, Up to 11 EER2
- » Cooling Range: 50° - 115°F (Extended operation to -4° - 115°F with facility setting and air adjustment grille)
- » Heating Range: 5° - 65°F
- » Redesigned PCB in the outdoor unit to withstand extreme conditions
- » Indoor Sound Pressure as Low as 19* dB(A)
- » Outdoor Sound Pressure as Low as 46 dB(A)
- » Washable Air Filter
- » Program Dry Function
- » Econo Mode
- » Titanium Apatite Photocatalytic Air Purifying Filter
- » Powerful Operation Mode
- » Backlit Wireless Remote Controller
- » Outdoor Unit Quiet Operation
- » Auto-Changeover
- » Auto-Fan Speed Control
- » Self Diagnostics with Digital Display
- » Auto-Restart After Power Failure
- » Anti-Corrosion Heat Exchanger Treatment
- » Quick Warming Function
- » Hot Start Function
- » Automatic Defrosting

*On SL fan speed

Optional Features

- » Wired controller
- » Compatible with Daikin *One+* Smart Thermostat, DKN Residential Cloud Wi-Fi Adaptor, or DKN Plus Interface



2-Area Intelligent Eye – The two-area intelligent eye sensor controls comfort in two ways. If the room is empty for 20 minutes, it changes the set point to start saving energy. As soon as someone enters the room, it immediately returns to the original setting. The intelligent eye also directs air flow away from people in the room to avoid cold drafts.



3-D Airflow – To ensure a harmonized temperature throughout the room, the Daikin *EMURA* 3D air flow system combines vertical and horizontal auto-swing creating an even distribution of air throughout the room to the corners of even large spaces.



Comfort Mode – Draft-free operation improves comfort. When cooling, the flap positions itself horizontally to prevent cold airflow from being blown directly onto the body. When heating, the flap turns vertically downwards to drive warm air to the bottom of the room.



Night Set Mode – Rapid changes in room temperature can disturb your sleep. To avoid this, Daikin *EMURA* prevents overheating or over-cooling during the night. If the timer is switched on, the unit will automatically set the temperature to 0.9°F warmer in cooling and 3.6°F cooler in heating.



Clean Air – A sophisticated titanium apatite photo-catalytic air purification filter helps clean the air.

IDEAL SOLUTIONS FOR:

- » Hot & cold regions where homeowners want to enjoy a reliable, energy efficient source of heating and cooling
- » Cold regions where homeowners want to enjoy a reliable, energy efficient source of heat
- » Renovations, remodeling and new construction
- » Sun rooms, basements, attics, garages, hot or cold rooms, and more
- » Rooms where floor space comes at a premium or is not available for other application
- » Ceiling void or attic does not allow for a viable duct run option



Part Number	Optional Accessories for Indoor Unit	Part Number	Optional Accessories for Outdoor Unit	Part Number	Optional Accessories for Outdoor Unit
BRC944B2-A08	Wired Remote Controller kit	DACA-WB-1	Powder-Coated Wall-Mounted Bracket	KPS063A41	Snow hood (intake side plate) (18)
BRCW901A08	Wired Remote Controller Cord - 8m	KPW063B4	Air direction adjustment grille (18)	KPS063A44	Snow hood (intake rear plate) (18)
DACA-BRCW901P10	Remote Controller Cable, Plenum Rated, 10 ft	KPW937F4	Air direction adjustment grille (09 & 12)	KPS063A47	Snow hood (outlet) (18)
DACA-BRCW901P25	Remote Controller Cable, Plenum Rated, 25 ft	KEH067A41E(A)	Daikin BMS Drain Pan Heater Small (09 & 12)	KKP937A4	Drain Plug for OD Unit
KAF970A46	Titanium apatite photocatalytic air-purifying filter WITHOUT frame	KEH063A4E	Daikin BML Drain Pan Heater Large (18)	KPS067A42	Snow hood (intake rear plate) (09 & 12)
83930	Silent Plus Mini White Pump	KKG063A42	Back protection wire net (18)	RAQAHLGD2	Rear coil guard (09 & 12)
DACA-CP1-1	InLine Condensate Pump	KPS067A41	Snow hood (intake side plate) (09 & 12)	RAQAHLGD1	Rear coil guard (18)
DTST-LTE-LA-A	Daikin <i>One</i> Lite Smart Thermostat				
DTST-TOU-ADA-A	Daikin <i>One</i> Touch Smarth Thermostat Combo Pack				
DTST-ONE-ADA-A	Daikin <i>One+</i> Smart Thermostat				
AZA16WSCDKB	DKN Residential Cloud Wi-Fi Adaptor				
AZA16WSPDKC	Daikin DKN Plus Interface				

Model	Indoor Unit		FTXR09WVJUW/S9		FTXR12WVJUW/S9		FTXR18WVJUW/S9	
	Outdoor Unit		RX09WMVJU9		RX12WMVJU9		RX18WMVJU9	
			Cooling	Heating	Cooling	Heating	Cooling	Heating
Capacity Rated	Btu/h		9,000	10,000	12,000	13,500	18,000	20,000
(Min. ~ Max.)			(4,500 ~ 10,600)	(4,100 ~ 14,600)	(4,500 ~ 12,800)	(4,100 ~ 15,800)	(5,100 ~ 18,500)	(5,800 ~ 21,200)
COP Rated			4		3.58		3.34	
EER2 Rated			11				9.6	
SEER2			18		17		14.5	
HSPF2			7.5		8		7.8	
Piping Connections	Liquid	in. (mm)	Ø 1/4 (Ø 6.4)					
	Gas		Ø 3/8 (Ø 9.5)					
	Drain		Ø 11/16 (Ø 18.0)					
Max. Interunit Piping Length			65-5/8 (20)				98-1/2 (30)	
Max. Interunit Height Difference			49-1/4 (15)				65-5/8 (20)	
Chargeless			32-3/4 (10)					
Amount of Additional Charge of Refrigerant	oz/ft (g/m)		0.21 (20)					
Operating Range - Cooling			50° - 115°F					
Operating Range - Low-Ambient Cooling*	°F DB		14° - 115°F					
Operating Range - Cooling with Optional Air Adjustment Grille*			-4° - 115°F					
Operating Range - Heating†	°F WB		5° - 65°F					
Airflow Rate	Indoor Unit		FTXR09WVJUW/S9		FTXR12WVJUW/S9		FTXR18WVJUW/S9	
	H	cfm (m³/min)	272 (7.7)	346 (9.8)	335 (9.5)	395 (11.2)	350 (9.9)	413 (11.7)
	M		208 (5.9)	258 (7.3)	219 (6.2)	290 (8.2)	275 (7.8)	332 (9.4)
	L		162 (4.6)	201 (5.7)	169 (4.8)	226 (6.4)	226 (6.4)	275 (7.8)
SL	134 (3.8)		117 (3.3)	131 (3.7)	131 (3.7)	208 (5.9)	208 (5.9)	
Fan	Speed	Steps	5 Steps, Quiet, Auto					
Air Direction Control			Right, Left, Horizontal, Downward					
Air Filter			Removable, Washable					
Dimensions (H x W x D)	in. (mm)		11-15/16 x 39-5/16 x 8-3/8 (303 x 998 x 212)					
Weight	Lbs (kg)		27 (12)				27 (12)	
Sound Pressure Level (H / M / L / SL)	dB(A)		38 / 32 / 25 / 19	41 / 34 / 28 / 19	45 / 34 / 26 / 20	45 / 37 / 29 / 20	46 / 40 / 35 / 30	47 / 41 / 35 / 30
Refrigerant	Outdoor Unit		RX09WMVJU9		RX12WMVJU9		RX18WMVJU9	
	Type		R-410A					
	Charge	Lbs (kg)	2.09 (0.95)				2.49 (1.13)	
Airflow Rate	H	cfm (m³/min)	985 (27.9)	1144 (32.4)	1,105 (31.3)	1,130 (32)	2,461 (69.7)	2,553 (72.3)
Dimensions (H x W x D)	in. (mm)		21-5/8 x 26-9/16 x 11-3/16 (550 x 675 x 284)				28-15/16 x 34-1/4 x 12-5/8 (735 x 870 x 320)	
Weight	Lbs (kg)		63 (29)		63 (29)		100 (45)	
Sound Pressure Level	H	dB(A)	46	50	49	51	54	55

* Cutting a jumper or a dipswitch setting is required. Refer to installation manual.

Unit Combination		Power Supply				Compressor		OFM		IFM	
INDOOR UNIT	OUTDOOR UNIT	Hz - VOLTS	VOLTAGE RANGE	MCA	MOCP	RLA	W	FLA	W	FLA	
FTXR09WVJUW/S9	RX09WMVJU9	60 - 208	Min. 187 V Max. 253 V	7.6	15	7.5	20	0.17	29	0.13	
		60 - 230									
FTXR12WVJUW/S9	RX12WMVJU9	60 - 208	Min. 187 V Max. 253 V	7.7	15	7.5	20	0.17	29	0.19	
		60 - 230									
FTXR18WVJUW/S9	RX18WMVJU9	60 - 208	Min. 187 V Max. 253 V	11	15	10.8	93	0.58	29	0.21	
		60 - 230									

Daikin *AURORA*

Wall-Mounted Heat Pump

Up to 19.8 SEER2 | Up to 10 HSPF2



Living in colder climates doesn't mean a heat pump isn't a viable option to heat each space in your home or business, nor does living in warmer climates preclude the use of a heat pump as a viable option for cooling. The outdoor units of this Daikin *AURORA* heat pump system have been redesigned to withstand extreme weather conditions, even when it is down to -13°F WB (-25°C WB) or up to 115°F DB (46°C DB) for year round comfort.

Standard Features

- » Energy Efficient – Up to 19.8 SEER2, 10 HSPF2, 12 EER2
- » Up to 100% rated cooling capacity at 104°F DB (40°C DB).
- » Cooling Range: 50° - 115°F (Extended operation to -4° - 115°F with facility setting and air adjustment grille)
- » Heating Range: -13° - 60°F
- » Redesigned PCB in the outdoor unit to withstand extreme conditions
- » Indoor Sound Pressure as Low as 19* dB(A)
- » Outdoor Sound Pressure as Low as 49 dB(A)
- » Washable Air Filter
- » Program Dry Function
- » Econo Mode
- » Titanium Apatite Photocatalytic Air Purifying Filter
- » Powerful Operation Mode
- » Backlit Wireless Remote Controller
- » Outdoor Unit Quiet Operation
- » Auto-Changeover
- » Auto-Fan Speed Control
- » Self Diagnostics with Digital Display
- » Auto-Restart After Power Failure
- » Anti-Corrosion Heat Exchanger Treatment
- » Quick Warming Function
- » Hot Start Function
- » Automatic Defrosting

*On SL fan speed

Optional Features

- » Wired controller
- » Compatible with Daikin *One+* Smart Thermostat, DKN Residential Cloud Wi-Fi Adaptor, or DKN Plus Interface



Daikin *AURORA* heat pump for extreme weather conditions – Up to 100% rated heating capacity at 5°F WB (-15°C WB) and confirmed continuous operation, as low as -13°F WB (-25°C WB) ambient temperature.



Auto-Restart – The unit memorizes the operation mode, airflow and temperature settings. Should there be a power failure when the unit is in operation, it will automatically return to the same operating conditions when the power is restored.



Titanium Apatite Photocatalytic Air Purifying Filter – This filter combines the air-purifying filter and titanium apatite photocatalytic deodorizing filter in a single highly effective unit.



Comfort Mode – Comfort Mode operation improves comfort. When cooling, the flap positions itself horizontally to prevent cold airflow from being blown directly onto the body. When heating, the flap turns vertically downwards to drive warm air to the bottom of the room.



Hot Start – (Heat Pump) When the heating operation starts or when the unit changes from cooling to heating, there is no cold draft.



Powerful Operation Mode – Pushing the POWERFUL button on the remote control gives you a boost in cooling or heating power for a 20-minute period, even if the unit is already operating at high capacity.

IDEAL SOLUTIONS FOR:

- » Hot & cold regions where homeowners want to enjoy a reliable, energy efficient source of heating and cooling
- » Cold regions where homeowners want to enjoy a reliable, energy efficient source of heat
- » Renovations, remodeling and new construction
- » Sun rooms, basements, attics, garages, hot or cold rooms, and more
- » Rooms where floor space comes at a premium or is not available for other application
- » Ceiling void or attic does not allow for a viable duct run option



Our outdoor unit drain pans have up to 14 holes which allows for effective drainage of condensation. In some cases, this improved drain pan design eliminates the need for drain pan heaters, resulting in higher efficiencies in low ambient temperatures.



Part Number	Optional Accessories for Indoor Unit	Part Number	Optional Accessories for Outdoor Unit	Part Number	Optional Accessories for Outdoor Unit
BRC944B2-A08	Wired Remote Controller kit (Adaptor Required)	DACA-WB-1	Powder-Coated Wall-Mounted Bracket	KPS063A41	Snow hood (intake side plate) (15, 18 & 24)
BRCW901A08	Wired Remote Controller Cord - 8m	KPW063B4	Air direction adjustment grille (15, 18 & 24)	KPS063A44	Snow hood (intake rear plate) (15, 18 & 24)
DACA-BRCW901P10	Remote Controller Cable, Plenum Rated, 10 ft	KPW937F4	Air direction adjustment grille (09 & 12)	KPS063A47	Snow hood (outlet) (15, 18 & 24)
DACA-BRCW901P25	Remote Controller Cable, Plenum Rated, 25 ft	KEH067A41E(A)	Daikin BMS Drain Pan Heater Small (09 & 12)	KKP937A4	Drain Plug for OD Unit
KRP980B2E	Adaptor for wired remote controller (15)	KEH063A4E	Daikin BML Drain Pan Heater Large (15, 18 & 24)		
KRP067A41	Adaptor for wired remote controller (09 & 12)	KKG067A41	Back protection wire net (09 & 12)		
KAF970A45	Titanium apatite photocatalytic air-purifying filter WITH frame	KKG063A42	Back protection wire net (15, 18 & 24)		
KAF970A46	Titanium apatite photocatalytic air-purifying filter WITHOUT frame	KPS067A41	Snow hood (intake side plate) (09 & 12)		
83930	Silent Plus Mini White Pump	KPS067A42	Snow hood (intake rear plate) (09 & 12)		
DACA-CP1-1	Condensate Pump (Fits inside all Daikin indoor unit heads)	KPS067A44	Snow hood (outlet) (09 & 12)		
DTST-LTE-LA-A	Daikin <i>One</i> Lite Smart Thermostat	RAQAHLGD2	Rear coil guard (09 & 12)		
DTST-TOU-ADA-A	Daikin <i>One</i> Touch Smart Thermostat Combo Pack	RAQAHLGD1	Rear coil guard (15, 18 & 24)		
DTST-ONE-ADA-A	Daikin <i>One+</i> Smart Thermostat				
AZA16WSCDKB	DKN Residential Cloud Wi-Fi Adaptor				
AZA16WSPDKC	Daikin DKN Plus Interface				

Model	Indoor Unit		FTX09WMVJU9		FTX12WMVJU9		FTX15WMVJU9		FTX18WMVJU9		FTX24WMVJU9			
	Outdoor Unit		RXL09WMVJU9		RXL12WMVJU9		RXL15WMVJU9		RXL18WMVJU9		RXL24WMVJU9			
		Btu/h	Cooling	Heating	Cooling	Heating	Cooling	Heating	Cooling	Heating	Cooling	Heating		
Capacity Rated (Min. ~ Max.)			9,000 (4,400 ~ 10,900)	10,900 (4,400 ~ 16,000)	10,600 (4,400 ~ 13,300)	13,400 (4,400 ~ 18,800)	15,000 (5,800 ~ 18,400)	18,300 (5,800 ~ 24,600)	18,000 (9,000 ~ 21,600)	21,600 (9,000 ~ 28,000)	21,200 (9,000 ~ 25,800)	24,000 (9,000 ~ 32,000)		
COP Rated			3.93		3.56		3.76		3.26		3.06			
EER2 Rated			11.5				12		11.5					
SEER2							19.5		19.8		19.5			
HSPF2			10						8.5					
Piping Connections	Liquid	in. (mm)					Ø 1/4 (Ø 6.4)							
	Gas		Ø 3/8 (Ø 9.5)				Ø 1/2 (Ø 12.7)				Ø 5/8 (Ø 15.9)			
	Drain						Ø 5/8 (Ø 16.0)							
Max. Interunit Piping Length			65-5/8 (20)								98-1/2 (30)			
Max. Interunit Height Difference			49-1/4 (15)								65-5/8 (20)			
Chargeless							32-3/4 (10)							
Amount of Additional Charge of Refrigerant		oz/ft (g/m)	0.21 (20)								0.32 (30)			
Operating Range - Cooling		°F DB					50° - 115°F							
Operating Range - Low-Ambient Cooling*							5° - 115°F							
Operating Range - Cooling with Optional Air Adjustment Grille*							-4° - 115°F							
Operating Range - Heating [†]		°F WB	-13° - 60°F		-13° - 65°F		-13° - 60°F		-13° - 65°F					
Airflow Rate	Indoor Unit		FTX09WMVJU9		FTX12WMVJU9		FTX15WMVJU9		FTX18WMVJU9		FTX24WMVJU9			
	H		417 (11.8)	403 (11.4)	434 (12.3)	413 (11.7)	593 (16.8)	653 (18.5)	583 (16.5)	713 (20.2)	643 (18.2)	699 (19.8)		
	M	cfm	297 (8.4)	328 (9.3)	311 (8.8)	321 (9.1)	505 (14.3)	554 (15.7)	484 (13.7)	583 (16.5)	494 (14.0)	572 (16.2)		
	L	(m³/min)	244 (6.9)	251 (7.1)	247 (7.0)	258 (7.3)	431 (12.2)	470 (13.3)	385 (10.9)	431 (12.2)	350 (9.9)	445 (12.6)		
	SL		141 (4.0)	215 (6.1)	145 (4.1)	219 (6.2)	367 (10.4)	399 (11.3)	360 (10.2)	399 (11.3)	328 (9.3)	403 (11.4)		
Fan	Speed	Steps	5 Steps, Quiet, Auto											
Air Direction Control	Right, Left, Horizontal, Downward													
Air Filter	Removable, Washable													
Dimensions (H x W x D)		in. (mm)	11-1/4 x 30-5/16 x 8-3/4 (285 x 770 x 223)				11-5/8 x 39 x 10-3/8 (295 x 990 x 263)				13-3/8 x 41-5/16 x 10-1/4 (340 x 1,050 x 261)			
Weight		lbs. (kg)	18 (8)				27 (12)				33 (15)			
Sound Pressure Level (H / M / L / SL)		dB(A)	43 / 36 / 30 / 19	43 / 36 / 29 / 25	45 / 37 / 30 / 19	45 / 37 / 30 / 26	45 / 41 / 36 / 33	45 / 41 / 37 / 33	46 / 41 / 36 / 33	48 / 42 / 35 / 32	51 / 44 / 37 / 34	48 / 42 / 37 / 34		
Outdoor Unit		RXL09QMVJUA		RXL12QMVJUA		RXL15QMVJUA		RXL18QMVJUA		RXL24QMVJUA				
Compressor	Motor Output	W	790				1,100				—			
Refrigerant	Type	R-410A												
	Charge	lbs. (kg)	2.09 (0.95)				3.20 (1.45)				3.53 (1.60)			
Airflow Rate	H	cfm (m³/min)	1,105 (31.3)	922 (26.1)	1,144 (32.4)	1,031 (29.2)	2,044 (57.9)	2,044 (57.9)	2,419 (68.5)	2,362 (66.9)	2,419 (68.5)	2,362 (66.9)		
Dimensions (H x W x D)		in. (mm)	21-5/8 x 26-9/16 x 11-3/16 (550 x 675 x 284)				28-15/16 x 34-1/4 x 12-5/8 (735 x 870 x 320)							
Weight		lbs. (kg)	63 (29)		73 (33)		109 (50)		132 (60)					
Sound Pressure Level	H	dB(A)	49		50		50		55		55			

* Cutting a jumper or a dipswitch setting is required. Refer to installation manual.

[†] The installation of an optional drain-pan is recommended in areas where ambient temperature may fall below 5°F (-15°C) or in areas of heavy snowfall or high levels of wintertime humidity.

Unit Combination		Power Supply				Compressor	OFM		IFM		
INDOOR UNIT	OUTDOOR UNIT	Hz	VOLTS	VOLTAGE RANGE	MCA	MOCAP	RLA	W	FLA	W	FLA
FTX09WMVJU9	RXL09WMVJU9	60 - 208	Min. 187 V Max. 253 V	8.7	15	8.5	23	0.19	21	0.20	
		60 - 230									
FTX12WMVJU9	RXL12WMVJU9	60 - 208	Min. 187 V Max. 253 V	12.2	15	12	27	0.21	28	0.23	
		60 - 230									
FTX15WMVJU9	RXL15WMVJU9	60 - 208	Min. 187 V Max. 253 V	12.2	15	12	93	0.58	33	0.23	
		60 - 230									
FTX18WMVJU9	RXL18WMVJU9	60 - 208	Min. 187 V Max. 253 V	18.6	20	18.3	122	0.77	48	0.37	
		60 - 230									
FTX24WMVJU9	RXL24WMVJU9	60 - 208	Min. 187 V Max. 253 V	18.8	20	18.3	122	0.77	48	0.57	
		60 - 230									

Daikin AURORA (R-32)

Wall-Mounted Heat Pump

Up to 21 SEER2 | Up to 10.5 HSPF2 | Up to 12.2 EER2



Model	Indoor Unit		FTXV09AVJU9		FTXV12AVJU9		FTXV15AVJU9		FTXV18AVJU9		FTXV24AVJU9			
	Outdoor Unit		RXT09AVJU9		RXT12AVJU9		RXT15AVJU9		RXT18AVJU9		RXT24AVJU9			
			Cooling	Heating	Cooling	Heating	Cooling	Heating	Cooling	Heating	Cooling	Heating		
Capacity Rated (Min. - Max.)	Btu/h		9,000 (4,400 ~ 11,200)	10,900 (4,400 ~ 16,000)	10,600 (4,400 ~ 14,600)	13,500 (4,400 ~ 18,800)	15,000 (5,800 ~ 18,400)	18,300 (5,800 ~ 24,600)	18,000 (6,900 ~ 22,000)	21,600 (5,800 ~ 28,000)	22,400 (7,000 ~ 26,400)	24,000 (6,200 ~ 32,000)		
COP Rated			1.8		1.8		1.8		1.8		1.8			
EER2 Rated			12.2		12		12		12		12			
SEER2			21		20		21		21		21			
HSPF2			10.2		10.2		10.5		9.6		9.5			
Piping Connections	Liquid	in. (mm)	Ø 1/4 (Ø 6.4)											
	Gas		Ø 3/8 (Ø 9.5)				Ø 1/2 (Ø 12.7)				Ø 5/8 (Ø 15.9)			
	Drain		Ø 5/8 (Ø 16.0)											
Max. Interunit Piping Length	ft (m)		65-5/8 (20)				98-1/2 (30)				65-5/8 (20)			
Max. Interunit Height Difference Chargeless			49-1/4 (15)											
Amount of Additional Charge of Refrigerant	oz/ft (g/m)		0.22 (20)											
Operating Range - Cooling			50 ° - 115 °F											
Operating Range - Low-Ambient Cooling*	°F DB		5 ° - 115 °F											
Operating Range - Cooling with Optional Air Adjustment Grille*			-4 ° - 115 °F											
Operating Range - Heating†	°F WB		-13 ° - 65 °F											
Indoor Unit			FTXV09AVJU9		FTXV12AVJU9		FTXV15AVJU9		FTXV18AVJU9		FTXV24AVJU9			
Airflow Rate	H	cfm (m³/min)	381 (10.8)	385 (10.9)	393 (11.1)	438 (12.4)	540 (15.3)	636 (18)	565 (16)	717 (20.3)	629 (17.8)	717 (20.3)		
	M		272 (7.7)	304 (8.6)	292 (8.3)	318 (9.0)	470 (13.3)	537 (15.2)	463 (13.1)	572 (16.2)	501 (14.2)	572 (16.2)		
	L		230 (6.5)	230 (6.5)	226 (6.4)	240 (6.8)	381 (10.8)	452 (12.8)	378 (10.7)	452 (12.8)	378 (10.7)	466 (13.2)		
	SL		124 (3.5)	194 (5.5)	120 (3.4)	205 (5.8)	339 (9.6)	388 (11)	335 (9.5)	388 (11)	335 (9.5)	413 (11.7)		
Fan	Speed	Steps	5 Steps, Quiet, Auto											
Air Direction Control			Right, Left, Horizontal, Downward											
Air Filter			Removable, Washable											
Dimensions	in.		11-1/4 × 30-5/16 × 8-3/4						11-5/8 × 39 × 10-3/8					
(H × W × D)	(mm)		(285 × 770 × 223)						(295 × 990 × 263)					
Weight	Lbs (kg)		19 (9)											
Sound Pressure Level (H / M / L / SL)	dB(A)		43 / 35 / 31 / 19	41 / 35 / 28 / 25	45 / 37 / 31 / 19	45 / 37 / 30 / 26	45 / 41 / 36 / 33	45 / 41 / 37 / 33	48 / 43 / 38 / 33	49 / 42 / 37 / 33	52 / 45 / 39 / 34	49 / 43 / 38 / 34		
Outdoor Unit			RXT09AVJU9		RXT12AVJU9		RXT15AVJU9		RXT18AVJU9		RXT24AVJU9			
Compressor	Power Consumption (Rated)	W	712	782	854	1,095	1,194	1,451	1461	1864	1810	2290		
Refrigerant	Type	R-32												
	Charge	Lbs (kg)	1.65 (0.75)		1.74 (0.79)		2.45 (1.11)		3.04 (1.38)					
Airflow Rate	H	cfm (m³/min)	1,088 (30.8)	1,006 (28.5)	1,088 (30.8)	1,126 (31.9)	2,097 (59.4)	2,327 (65.9)	2,383 (67.5)	2,327 (65.9)	2,383 (67.5)	2,327 (65.9)		
Dimensions	in.		21-15/16 × 26-9/16 × 11-3/16						29-1/2 × 34-1/4 × 12-5/8					
(H × W × D)	(mm)		(557 × 675 × 284)						(750 × 870 × 320)					
Weight	Lbs (kg)		63 (29)		73 (33)		113 (52)		127 (58)					
Sound Pressure Level	H	dB(A)	49	51	50	52	52	57	55	57	55	57		

*Cutting a jumper or a dipswitch setting is required. Refer to installation manual.

†The installation of an optional drain-pan is recommended in areas where ambient temperature may fall below 5 °F (-15 °C) or in areas of heavy snowfall or high levels of wintertime humidity.

Unit Combination		Power Supply				Fan/Compressor		Indoor Fan
INDOOR UNIT	OUTDOOR UNIT	Hz - VOLTS	VOLTAGE RANGE	MCA	MOCP	INVERTER DRIVE INPUT	INVERTER DRIVE INPUT	
FTXV09AVJU9	RXT09AVJU9	60 - 208	Min. 187 V Max. 253 V	8.7	15	9	0.2	
		60 - 230						
FTXV12AVJU9	RXT12AVJU9	60 - 208	Min. 187 V Max. 253 V	12.2	15	11.4	0.23	
		60 - 230						
FTXV15AVJU9	RXT15AVJU9	60 - 208	Min. 187 V Max. 253 V	12.2	15	12.2	0.31	
		60 - 230						
FTXV18AVJU9	RXT18AVJU9	60 - 208	Min. 187 V Max. 253 V	18.6	20	17.4	0.4	
		60 - 230						
FTXV24AVJU9	RXT24AVJU9	60 - 208	Min. 187 V Max. 253 V	18.8	20	17.6	0.45	
		60 - 230						



Daikin *AURORA*

Floor-Mounted Heat Pump

Up to 19.5 SEER2 | 11.5 EER2 | 9.5 HSPF2



Daikin *AURORA* floor-mounted units are simple to install and can be setup in various configurations, on the floor or hanging low on a wall. Its low height enables the unit to fit perfectly beneath a window. The airflow distribution pattern of Daikin's floor-mounted unit is ideal for heating or cooling a space, and is a perfect replacement to traditional radiant systems. For all regions, the outdoor units of this Daikin *AURORA* heat pump system have been redesigned to withstand extreme weather conditions, even when it is down to -13°F WB (-25°C WB) or up to 115°F DB (46°C DB) for year round comfort.

Standard Features

- » Energy Efficient – Up to 19.5 SEER2, 9.5 HSPF2, 11.5 EER2
 - » Up to 100% rated cooling capacity at 104°F DB (40°C DB).
 - » Cooling Range: 50° - 115°F (Extended operation to -4° - 115°F with facility setting and air adjustment grille)
 - » Heating Range: -13° - 60°F
 - » Redesigned PCB in the outdoor unit to withstand extreme conditions
 - » Indoor Sound Pressure as Low as 23* dB(A)
 - » Outdoor Sound Pressure as Low as 49 dB(A)
 - » Washable Air Filter
 - » Program Dry Function
 - » Econo Mode
 - » Titanium Apatite Photocatalytic Air Purifying Filter
 - » Powerful Operation Mode
 - » Backlit Wireless Remote Controller
 - » Outdoor Unit Quiet Operation
 - » Auto-Changeover
 - » Auto-Fan Speed Control
 - » Self Diagnostics with Digital Display
 - » Auto-Restart After Power Failure
 - » Anti-Corrosion Heat Exchanger Treatment
 - » Quick Warming Function
 - » Hot Start Function
 - » Automatic Defrosting
- *On SL fan speed

Optional Features

- » Wired controller
- » Compatible with Daikin *One+* Smart Thermostat, DKN Residential Cloud Wi-Fi Adaptor, or DKN Plus Interface



Daikin *AURORA* heat pump for extreme weather conditions – Up to 100% rated heating capacity at 5°F WB (-15°C WB) and confirmed continuous operation, as low as -13°F WB (-25°C WB) ambient temperature.



Auto-Restart – The unit memorizes the operation mode, airflow and temperature settings. Should there be a power failure when the unit is in operation, it will automatically return to the same operating conditions when the power is restored.



Titanium Apatite Photocatalytic Air Purifying Filter – This filter combines the air-purifying filter and titanium apatite photocatalytic deodorizing filter in a single highly effective unit.



Comfort Mode – Comfort Mode operation improves comfort. When cooling, the flap positions itself horizontally to prevent cold airflow from being blown directly onto the body. When heating, the flap turns vertically downwards to drive warm air to the bottom of the room.



Hot Start – (Heat Pump) When the heating operation starts or when the unit changes from cooling to heating, there is no cold draft.



Powerful Operation Mode – Pushing the POWERFUL button on the remote control gives you a boost in cooling or heating power for a 20-minute period, even if the unit is already operating at high capacity.



Our outdoor unit drain pans have up to 14 holes which allows for effective drainage of condensation. In some cases, this improved drain pan design eliminates the need for drain pan heaters, resulting in higher efficiencies in low ambient temperatures.



Part Number	Optional Accessories for Indoor Unit	Part Number	Optional Accessories for Outdoor Unit
BRC944B2-A08	Wired Remote Controller kit (Adaptor Required)	DACA-WB-1	Powder-Coated Wall-Mounted Bracket
BRCW901A08	Wired Remote Controller Cord - 8m	KPW063B4	Air direction adjustment grille (15)
DACA-BRCW901P10	Remote Controller Cable, Plenum Rated, 10 ft	KPW937F4	Air direction adjustment grille (09 & 12)
DACA-BRCW901P25	Remote Controller Cable, Plenum Rated, 25 ft	KEH067A41E(A)	Daikin BMS Drain Pan Heater Small (09 & 12)
KAF968B42	Titanium apatite photocatalytic air-purifying filter WITH frame	KEH063A4E	Daikin BML Drain Pan Heater Large (15)
83930	Silent Plus Mini White Pump	KKG067A41	Back protection wire net (09 & 12)
DACA-CP1-1	Condensate Pump (Fits inside all Daikin indoor unit heads)	KKG063A42	Back protection wire net (15)
DTST-LTE-LA-A	Daikin <i>One</i> Lite Smart Thermostat	RAQAHLGD2	Rear coil guard (09 & 12)
DTST-TOU-ADA-A	Daikin <i>One</i> Touch Smarth Thermostat Combo Pack	RAQAHLGD1	Rear coil guard (15)
DTST-ONE-ADA-A	Daikin <i>One</i> + Smart Thermostat	KPS067A41	Snow hood (intake side plate) (09 & 12)
AZAI6WSCDKB	DKN Residential Cloud Wi-Fi Adaptor	KPS067A42	Snow hood (intake rear plate) (09 & 12)
AZAI6WSPDKC	Daikin DKN Plus Interface	KPS067A44	Snow hood (outlet) (09 & 12)
		KPS063A41	Snow hood (intake side plate) (15)
		KPS063A44	Snow hood (intake rear plate) (15)
		KPS063A47	Snow hood (outlet) (15)
		KKP937A4	Drain Plug for OD Unit

Model	Indoor Unit		FVXS09WVJU9		FVXS12WVJU9		FVXS15WVJU9	
	Outdoor Unit		RXL09WMVJU9		RXL12WMVJU9		RXL15WMVJU9	
			Cooling	Heating	Cooling	Heating	Cooling	Heating
Capacity Rated (Min. ~ Max.)	Btu/h		9,000 (4,400 ~ 10,200)	10,100 (4,400 ~ 14,300)	10,200 (4,400 ~ 12,300)	13,000 (4,400 ~ 17,100)	15,000 (5,800 ~ 17,100)	18,000 (5,800 ~ 24,000)
COP Rated			3.86		3.76		3.52	
EER2 Rated			11.5		11		11.5	
SEER2					19.5			
HSPF2			9.7		9.4		9.3	
Piping Connections	Liquid	in. (mm)			Ø 1/4 (Ø 6.4)			
	Gas				Ø 3/8 (Ø 9.5)		Ø 1/2 (Ø 12.7)	
	Drain				Ø 13/16 (Ø 20.0)			
Max. Interunit Piping Length	ft. (m)		65-5/8 (20)				98-1/2 (30)	
Max. Interunit Height Difference			49-1/4 (15)				65-5/8 (20)	
Chargeless					32-3/4 (10)			
Amount of Additional Charge of Refrigerant	oz/ft (g/m)				0.21 (20)			
Operating Range - Cooling	°F DB				50° - 115°F			
Operating Range - Low-Ambient Cooling*					5° - 115°F			
Operating Range - Cooling with Optional Air Adjustment Grille*					-4° - 115°F			
Operating Range - Heating†	°F WB		-13° - 60°F		-13° - 65°F		-13° - 60°F	
Airflow Rate	Indoor Unit		FVXS09WVJU9		FVXS12WVJU9		FVXS15WVJU9	
	H	cfm (m³/min)	290 (8.2)	311 (8.8)	300 (8.5)	332 (9.4)	378 (10.7)	417 (11.8)
	M		230 (6.5)	244 (6.9)	237 (6.7)	258 (7.3)	325 (9.2)	357 (10.1)
	L		169 (4.8)	177 (5.0)	173 (4.9)	184 (5.2)	275 (7.8)	300 (8.5)
	SL		145 (4.1)	155 (4.4)	159 (4.5)	166 (4.7)	233 (6.6)	251 (7.1)
Speed	Steps		5 Steps, Quiet, Auto					
Air Direction Control			Right, Left, Horizontal, Downward					
Air Filter			Removable, Washable					
Dimensions (H x W x D)	in. (mm)		23-5/8 x 27-9/16 x 8-1/4 (600 x 700 x 210)					
Weight	lbs. (kg)		31 (14)					
Sound Pressure Level (H / M / L / SL)	dB(A)		38 / 32 / 26 / 23	38 / 32 / 26 / 23	39 / 33 / 27 / 24	39 / 33 / 27 / 24	44 / 40 / 36 / 32	45 / 40 / 36 / 32
Compressor	Outdoor Unit		RXL09WMVJU9		RXL12WMVJU9		RXL15WMVJU9	
	Motor Output	W	790		1,100			
Refrigerant	Type		R-410A					
	Charge	lbs. (kg)	2.09 (0.95)				3.20 (1.45)	
Airflow Rate	H	cfm (m³/min)	1,105 (31.3)	922 (26.1)	1,114 (32.4)	1,031 (29.2)	2,044 (57.9)	2,044 (57.9)
Dimensions (H x W x D)	in. (mm)		21-5/8 x 26-9/16 x 11-3/16 (550 x 675 x 284)				28-15/16 x 34-1/4 x 12-5/8 (735 x 870 x 320)	
Weight	lbs. (kg)		63 (29)		73 (33)		109 (5)	
Sound Pressure Level	H	dB(A)	49		50		50	55

* Cutting a jumper or a dipswitch setting is required. Refer to installation manual.

† The installation of an optional drain-pan is recommended in areas where ambient temperature may fall below 5°F (-15°C) or in areas of heavy snowfall or high levels of wintertime humidity.

Unit Combination		Power Supply				Compressor	OFM		IFM	
Indoor Unit	Outdoor Unit	Hz - Volts	Voltage Range	MCA	MOCP	RLA	W	FLA	W	FLA
FVXS09WVJU9	RXL09WMVJU9	60 - 208	Min. 187 V Max. 253 V	8.7	15	8.5	23	0.19	12	0.21
		60 - 230								
FVXS12WVJU9	RXL12WMVJU9	60 - 208	Min. 187 V Max. 253 V	12.2	15	12	27	0.21	13	0.22
		60 - 230								
FVXS15WVJU9	RXL15WMVJU9	60 - 208	Min. 187 V Max. 253 V	12.3	15	12	93	0.58	23	0.29
		60 - 230								

Daikin *AURORA*

Single Zone FDMQ Ducted Concealed Heat Pump
Up to 15.2 SEER2 | Up to 8.9 HSPF2



The Daikin *AURORA* FDMQ ducted concealed ceiling unit provides a completely concealed installation, minimizing the impact on decor. Easily incorporate longer duct runs and high MERV filters with available external static pressures of up to .6 in. WG (150 Pa). For all regions, the outdoor units of this Daikin *AURORA* heat pump system have been redesigned to withstand extreme weather conditions, even when it is down to -13°F WB (-25°C WB) or up to 115°F DB (46°C DB) for year round comfort.

Standard Features

- » Energy Efficient – Up to 15.2 SEER2, Up to 8.9 HSPF2, Up to 10 EER2
- » Up to 95% rated cooling capacity at 104°F DB (40°C DB) and efficient operation as high as 115°F DB (46°C DB) ambient temperature
- » Up to 100% rated heating capacity at 5°F WB (-15°C WB) and efficient operation as low as -13°F WB (-25°C WB) ambient temperature
- » Cooling Range 50° - 115°F (10° - 46°C) (Extended operation to -4° - 115°F (-20° - 46°C) with facility setting and air adjustment grille)
- » Heating Range -13° - 65°F WB (-25° - 18°C WB)
- » Outdoor Sound Pressure as Low as 50 dB(A)
- » Auto Changeover
- » Auto-Fan Speed control (with wired controller)
- » Self-Diagnostics with digital display
- » Drain Pan Inspection Port
- » Integral Lift Mechanism
- » Auto Restart After Power Failure
- » Anti-Corrosion Heat Exchanger Treatment
- » Quick Warming Function
- » Hot Start Function
- » Automatic Defrosting
- » Compatible with Daikin *One+* Smart Thermostat, DKN Cloud Wi-Fi Adaptor, or Daikin DKN Plus Interface



Daikin *AURORA* heat pump for extreme weather conditions – Up to 100% rated heating capacity at 5°F WB (-15°C WB) and confirmed continuous operation, as low as -13°F WB (-25°C WB) ambient temperature.



Auto-Restart – The unit memorizes the operation mode, airflow and temperature settings. Should there be a power failure when the unit is in operation, it will automatically return to the same operating conditions when the power is restored.



Hot Start – (Heat Pump) When the heating operation starts or when the unit changes from cooling to heating, there is no cold draft.

IDEAL SOLUTIONS FOR:

- » Renovations, remodeling and new construction
- » Sun rooms, basements, garages, hot or cold rooms, attics where the walls tend to be lower, or wherever wall space is at a premium
- » Ceiling void or attics which allow for a ducted solution with longer duct runs
- » Homeowners' requiring higher level of filtration
- » Homeowners' reluctance to use a visible wall or a floor mounted unit



Wireless Lite*
Thermostat




Wireless*
Thermostat
*for DZK Kit



Wired*
Thermostat

- » Increases the flexibility of the FDMQ systems in both residential and commercial applications by adding a Zoning Box to an indoor unit fan coil
- » Allows several separate ducts to supply air to different individually-controlled zones.
- » The DZK BACnet™ Interface will work with any BACnet/IP compatible Building Management System



DZK
DAIKIN ZONING KIT



Our outdoor unit drain pans have up to 14 holes which allows for effective drainage of condensation. In some case, this improved drain pan design eliminates the need for drain pan heaters, resulting in higher efficiencies in low ambient temperatures.

Part Number	Optional Accessories for Indoor Unit	Part Number	Optional Accessories for Indoor Unit
BRC1E73	Wired Remote Controller	DACA-WB-1	Powder-Coated Wall-Mounted Bracket
BRC082A43	Wireless hand held controller (sensor included)	KEH067A41E(A)	Drain Pan Heater (12 MBH)
DACA-CP2-1	Maxi Orange Condensate Pump	KEH063A4E	Drain Pan Heater (18 & 24 MBH)
AZAI6WSCDKA	DKN Cloud Wi-Fi Adaptor	KKP937A4	Drain Plug for OD Unit
83930	Silent Plus Mini White Pump	KPW937F4	Low Ambient Wind Baffle / Air Adjustment Grille (12 MBH)
DACA-CP1-1	Condensate Pump (Fits inside all Daikin indoor unit heads)	KPW063B4	Low Ambient Wind Baffle / Air Adjustment Grille (18 & 24 MBH)
DFBS27A13	MERV 13 Filter Kit for FDMQ 12	KKG067A41	Back protection wire net (12 MBH)
DFBS39A13	MERV 13 Filter Kit for FDMQ 18 & 24	KKG063A42	Back protection wire net (18 & 24 MBH)
DTST-LTE-LA-A	Daikin <i>One</i> Lite Smart Thermostat	KPS067A41	Snow hood (intake side plate) (12 MBH)
DTST-TOU-ADA-A	Daikin <i>One</i> Touch Smarth Thermostat Combo Pack	KPS063A41	Snow hood (intake side plate) (18 & 24 MBH)
DTST-ONE-ADA-A	Daikin <i>One+</i> Smart Thermostat	KPS067A42	Snow hood (intake rear plate) (12 MBH)
BRC1H71W	<i>Madoka</i> Remote Controller	KPS063A44	Snow hood (intake rear plate) (18 & 24 MBH)
KRCSH2018-01	Button Sensor Kit	KPS067A44	Snow hood (outlet) (12 MBH)
AZAI6WSPDKC	Daikin DKN Plus Interface	KPS063A47	Snow hood (outlet) (18 & 24 MBH)
DACA-WB-1	Powder-Coated Wall-Mounted Bracket	RAQAHLGD2	Rear coil guard (12)
KEH067A41E(A)	Drain Pan Heater (12 MBH)	RAQAHLGD1	Rear coil guard (18 & 24)

Model	Indoor Unit		FDMQ12WVJU9		FDMQ18WVJU9		FDMQ24WVJU9	
	Outdoor Unit		RXL12WVMVJU9		RXL18WVMVJU9		RXL24WVMVJU9	
			Cooling	Heating	Cooling	Heating	Cooling	Heating
Capacity Rated (Min. - Max.)	Btu/h		10,800 (6,500 - 12,400)	13,600 (6,300 - 17,000)	17,600 (9,000 - 19,600)	21,600 (9,000 - 25,000)	21,200 (9,000 - 23,000)	24,000 (9,000 - 27,600)
COP Rated			3		3		3	
EER2 Rated			8.9		10		9.6	
SEER2			14.6		15.2		15.2	
HSPF2			8.9		8.5		8.4	
Piping Connections	Liquid	in. (mm)	Ø 1/4 (Ø 6.4)					
	Gas		Ø 3/8 (9.5)		Ø 1/2 (12.7)		Ø 5/8 (15.9)	
	Drain		Ø 1 (25.0)					
Max. Interunit Piping Length	ft. (m)		65-5/8 (20)		98.5 (30)			
Max. Interunit Height Difference	ft. (m)		49-1/4 (15)		65-5/8 (20)			
Chargeless					32.8 (10)			
Amount of Additional Charge of Refrigerant	oz/ft (g/m)		0.21 (20)		0.32 (30)			
Operating Range - Cooling			50° - 115°F					
Operating Range - Low-Ambient Cooling*			5° - 115°F					
Operating Range - Cooling with Optional Air Adjustment Grille*	°F DB		-4° - 115°F					
Operating Range - Heating†	°F WB		-13° - 65°F					
Indoor Unit			FDMQ12WVJU9		FDMQ18WVJU9		FDMQ24WVJU9	
External Static Pressure	"Wg(Pa)		0.6 (150)					
Airflow Rate	H	cfm (m³/min)	371 (10.5)	371 (10.5)	614 (17.4)	614 (17.4)	731 (20.7)	731 (20.7)
	M		318 (9.0)	318 (9.0)	523 (14.8)	523 (14.8)	621 (17.6)	621 (17.6)
	L		261 (7.4)	261 (7.4)	431 (12.2)	431 (12.2)	512 (14.5)	512 (14.5)
	SL		—	—	—	—	—	—
Fan	Speed	Steps	—					
Air Filter			—					
Dimensions (H x W x D)	in. (mm)		9-5/8 x 27-9/16 x 31-1/2 (245 x 700 x 800)			9-5/8 x 39-3/8 x 31-1/2 (245 x 1,000 x 800)		
Weight	lbs. (kg)		64 (29)			82 (37)		
Sound Pressure Level (H / M / L / SL)	dB(A)		33	33	35	35	40	40
Outdoor Unit			RXL12WVMVJU9		RXL18WVMVJU9		RXL24WVMVJU9	
Compressor	Motor Output	W	1100		1,920			
Refrigerant	Type	R-410A						
	Charge	lbs. (kg)	2.09 (0.95)		3.53 (1.60)			
Airflow Rate	H	cfm (m³/min)	1,144 (32.4)	1,031 (29.2)	2,419 (68.5)	2,362 (66.9)	2,419 (68.5)	2,362 (66.9)
Dimensions (H x W x D)	in. (mm)		21-5/8 x 26-9/16 x 11-3/16 (550 x 675 x 284)			28-15/16 x 34-1/4 x 12-5/8 (735 x 870 x 320)		
Weight	lbs. (kg)		73 (33)			132 (60)		
Sound Pressure Level	H	dB(A)	50		54	55	55	55

* Cutting a jumper or a dipswitch setting is required. Refer to installation manual.

† The installation of an optional drain-pan is recommended in areas where ambient temperature may fall below 5°F (-15°C) or in areas of heavy snowfall or high levels of wintertime humidity.

Unit Combination		Power Supply				Compressor	OFM		IFM	
INDOOR UNIT	OUTDOOR UNIT	Hz - VOLTS	VOLTAGE RANGE	MCA	MOCP	RLA	W	FLA	W	FLA
FDMQ12WVJU9	RXL12WVMVJU9	60 - 208	Min. 187 V Max. 253 V	12.6	15	12	27	0.21	130	0.63
		60 - 230								
FDMQ18WVJU9	RXL18WVMVJU9	60 - 208	Min. 187 V Max. 253 V	19.1	20	18.3	122	0.77	230	0.84
		60 - 230								
FDMQ24WVJU9	RXL24WVMVJU9	60 - 208	Min. 187 V Max. 253 V	19.3	20	18.3	122	0.77	230	1.1
		60 - 230								

Daikin VISTA

Ceiling Cassette Heat Pump

Up to 19.8 SEER2 | Up to 9.4 HSPF2



Daikin *VISTA* ceiling cassette heat pumps are a remarkable blend of iconic design and engineering excellence with an elegant white or a silver and white finish. Fitting within the ceiling grid and discreetly mounted to the ceiling itself, *VISTA* ceiling cassette is stylish, low profile, and compact. High efficiency and comfort is delivered through the combined use of floor and presence sensors (optional). It is also possible to close individual louvers via the wired remote control for personalized comfort.

Standard Features

- » Seamless integration in standard architectural ceiling tiles, leaving only 5/16"
- » High efficiencies with Up to 19.8 SEER2 and Up to 9.4 HSPF2
- » Cooling Range: 50° - 115°F (Extended operation to -4° - 115°F with facility setting and air adjustment grille)
- » Heating Range: 5° - 65°F
- » Energy efficient thanks to specially developed small tube heat exchanger, DC fan motor and two optional intelligent sensors
- » Remarkable blend of iconic design and engineering excellence with an elegant finish in white or a combination of silver and white
- » No optional adaptor needed for DIII-connection, link your unit into the wider building management system
- » Outside air integration possible of up to 2-3% of the nominal indoor air volume
- » 12-Year Parts Limited Warranty*

Optional Features

- » Wired controller
- » Fresh air integration possible
- » Presence and Floor Sensor
- » Compatible with Daikin *One+* Smart Thermostat, DKN Cloud Wi-Fi adaptor or Daikin DKN Plus Interface.



Draft Reduction – This system directs warm air to the floor in winter and cool air across the room in summer for optimal efficiency and comfort. The large flap governs airflow direction while the small flap (or diffuser) swings, producing fine air currents that help circulate the air around the room.



Individual Louver Control – The new louver changes the delivery angle to horizontal for cooling and vertical for heating operation, to keep cold or warm air from blowing directly onto your body.





Included in the optional sensor kit:

Presence and Floor Sensor (optional part #BRYQ60A2W or BRYQ60A2S) –

The presence and floor sensors are infrared sensors with the ability to sense movement in the room. When you are in the room, the system operates normally. If you leave the room for more than 20 minutes the system automatically changes to an energy-saving operation. Using the intelligent eye, savings of up to 20% in cooling and up to 30% in heating can be achieved. The floor sensor detects the average floor temperature and ensures even temperature distribution between ceiling and floor.



The *VISTA* Ceiling Cassette fits within a 2'x 2' ceiling grid and can be installed in close proximity to other building accessories.



Part Number	Optional Accessories for Indoor Unit	Part Number	Optional Accessories for Outdoor Unit
BRYQ60A2S	Sensor kit (Silver) Intelligent Eye, and Floor Sensor	KPW937F4	Air direction adjustment grille (09 & 12)
BRYQ60A2W	Sensor kit (White) Intelligent Eye, and Floor Sensor	KPW063B4	Air direction adjustment grille (15 & 18)
BDBH044C60	Sealing member of air discharge outlet	KEH067A41E(A)	Daikin BMS Drain Pan Heater Small (09 & 12)
KAF441C60	Long life filter	KEH063A4E	Daikin BML Drain Pan Heater Large (15 & 18)
AZAI6WSCDKA	DKN Cloud Wi-Fi Adaptor	KKG063A42	Back protection wire net (15 & 18)
BYFQ60C3W2W	Low Profile Decoration Panel (White) - 1- ¹⁹ / ₁₆ × 24- ⁷ / ₁₆ × 24- ⁷ / ₁₆	KPS067A41	Snow hood (intake side plate) (09 & 12)
DTST-LTE-LA-A	Daikin <i>One</i> Lite Smart Thermostat	KPS067A42	Snow hood (intake rear plate) (09 & 12)
DTST-TOU-ADA-A	Daikin <i>One</i> Touch Smarth Thermostat Combo Pack	KPS067A44	Snow hood (outlet) (09 & 12)
DTST-ONE-ADA-A	Daikin <i>One+</i> Smart Thermostat	KPS063A41	Snow hood (intake side plate) (15 & 18)
AZAI6WSPDKC	Daikin DKN Plus Interface	KPS063A44	Snow hood (intake rear plate) (15 & 18)
KRCHS2018-01	Button Sensor Kit	KPS063A47	Snow hood (outlet) (15 & 18)
BRC1H71W	<i>Madoka</i> Remote Controller	KKP937A4	Drain Plug for OD Unit
BRC1E73	<i>Navigation</i> Remote Controller	RAQAHLGD2	Rear coil guard (09 & 12)
DACA-WB-1	Powder-Coated Wall-Mounted Bracket	RAQAHLGD1	Rear coil guard (15 & 18)

Model	Indoor Unit		FFQ09W2VJU8 RX09WWMVJU9		FFQ12W2VJU8 RX12WWMVJU9		FFQ15W2VJU8 RX15WWMVJU9		FFQ18W2VJU8 RX18WWMVJU9											
	Outdoor Unit		Cooling	Heating	Cooling	Heating	Cooling	Heating	Cooling	Heating										
			9,100 (4,600 ~ 11,000)	10,000 (4,600 ~ 14,000)	10,800 (4,600 ~ 13,300)	13,500 (4,600 ~ 16,800)	14,400 (5,100 ~ 16,200)	16,200 (5,200 ~ 16,300)	17,400 (5,100 ~ 18,800)	21,600 (5,400 ~ 21,800)										
Capacity Rated (Min. ~ Max.)		Btu/h																		
Moisture Removal		gal/h	N/A																	
COP Rated			4.2		3.66		3.52		3											
EER2 Rated			12		11.5		11.5		11.5											
SEER2			19.8		19.5		19.6		18.2											
HSPF2			9.4		9		8.8		8.4											
Piping Connections		Liquid Gas Drain	in. (mm)		Ø 3/8 (Ø 9.5)		Ø 1/4 (Ø 6.4)		Ø 1/2 (Ø 12.7)											
Max. Interunit Piping Length		ft. (m)		65-5/8 (20)		32-3/4 (10)		98-7/16 (30)												
Max. Interunit Height Difference		ft. (m)		49-1/4 (15)		65-5/8 (20)														
Chargeless																				
Amount of Additional Charge of Refrigerant		oz/ft (g/m)				0.21 (20)														
Operating Range - Cooling						50° - 115°F														
Operating Range - Low-Ambient Cooling*						14° - 115°F														
Operating Range - Cooling with Optional Air Adjustment Grille*						-4° - 115°F														
Operating Range - Heating						5° - 65°														
Airflow Rate		H M L SL	cfm (m³/min)		FFQ09W2VJU8 378 (10.7) 339 (9.6) 268 (7.6)		FFQ12W2VJU8 399 (11.3) 357 (10.1) 282 (8.0)		FFQ15W2VJU8 406 (11.5) 371 (10.5) 282 (8.0)		FFQ18W2VJU8 427 (12.1) 371 (10.5) 282 (8.0)		FFQ15W2VJU8 420 (11.9) 367 (10.4) 293 (8.3)		FFQ18W2VJU8 441 (12.5) 385 (10.9) 307 (8.7)		FFQ18W2VJU8 448 (12.7) 420 (11.9) 307 (8.7)			
Fan		Speed	Steps		Turbo Fan, 3 Steps, Quiet, Auto															
Air Direction Control				Right, Left, Horizontal, Downward																
Air Filter				Removable, Washable																
Dimensions (H × W × D)		in. (mm)		10-1/4 × 22-5/8 × 22-5/8 (260 × 575 × 575)																
Weight		lbs. (kg)		38 / 35 / 29		39 / 36 / 30		40 / 37 / 31		44 / 40 / 32										
Sound Pressure Level (H / M / L / SL)		dB(A)		38 / 35 / 29		39 / 36 / 30		40 / 37 / 31		44 / 40 / 32										
Compressor		Motor Output	W		790		1,100		1,100											
Refrigerant		Type	R-410A																	
		Charge	lbs. (kg)		2.09 (0.95)		2.49 (1.13)													
Airflow Rate		H	cfm (m³/min)		985 (27.9)		1,144 (32.4)		1,105 (31.3)		1,144 (32.4)		2,314 (65.53)		2,108 (59.7)		2,461 (69.7)		2,553 (72.3)	
Dimensions (H × W × D)		in. (mm)		21-5/8 × 26-9/16 × 11-3/16 (550 × 675 × 284)																
Weight		lbs. (kg)		63 (29)																
Sound Pressure Level		H	dB(A)		46		50		49		51		50		51		54		55	

* Cutting a jumper or a dipswitch setting is required. Refer to installation manual.

Unit Combination		Power Supply				Compressor		OFM		IFM	
INDOOR UNIT	OUTDOOR UNIT	Hz - VOLTS	VOLTAGE RANGE	MCA	MOCP	RLA	W	FLA	W	FLA	
FFQ09W2VJU8	RX09WWMVJU9	60 - 208	Min. 187 V Max. 253 V	7.8	15	7.5	20	0.17	50	0.28	
		60 - 230									
FFQ12W2VJU8	RX12WWMVJU9	60 - 208	Min. 187 V Max. 253 V	7.8	15	7.5	20	0.17	50	0.28	
		60 - 230									
FFQ15W2VJU8	RX15WWMVJU9	60 - 208	Min. 187 V Max. 253 V	8.3	15	8.0	75	0.47	50	0.28	
		60 - 230									
FFQ18W2VJU8	RX18WWMVJU9	60 - 208	Min. 187 V Max. 253 V	11	15	10.8	93	0.58	50	0.28	
		60 - 230									

Daikin FDMQ

Ducted Concealed Indoor
Up to 15.3 SEER2 Up to 8.2 HSPF2



A ducted concealed ceiling unit provides a completely concealed installation, minimizing the impact on decor. Easily incorporate longer duct runs and high MERV filters with available external static pressures of up to 0.6.

Standard Features

- » Energy Efficient – Up to 15.3 SEER2, Up to 8.2 HSPF2, Up to 10 EER2 – Variable-Speed, Inverter, Compressor
- » Cooling Range 50° - 115°F (Extended operation to -4° - 115°F with facility setting and air adjustment grille)
- » Heating Range 5° - 65°F
- » Indoor Sound Pressure as low as 32 dB(A)
- » Outdoor Sound Pressure as Low as 46 dB(A)
- » Auto Changeover
- » Auto-Fan Speed control (with wired controller)
- » Self-Diagnostics with digital display
- » Drain Pan Inspection Port
- » Integral Lift Mechanism
- » Auto Restart After Power Failure
- » Anti-Corrosion Heat Exchanger Treatment
- » Quick Warming Function
- » Hot Start Function
- » Automatic Defrosting
- » Compatible with Daikin *One+* Smart Thermostat, DKN Cloud Wi-Fi Adaptor, or Daikin DKN Plus Interface



Auto-Restart – The unit memorizes the operation mode, airflow and temperature settings. Should there be a power failure when the unit is in operation, it will automatically return to the same operating conditions when the power is restored.



Hot Start – (Heat Pump) When the heating operation starts or when the unit changes from cooling to heating, there is no cold draft.

IDEAL SOLUTIONS FOR:

- » Renovations, remodeling and new construction
- » Sun rooms, basements, garages, hot or cold rooms, attics where the walls tend to be lower, or wherever wall space is at a premium
- » Ceiling void or attics which allow for a ducted solution with longer duct runs
- » Homeowners' requiring higher level of filtration
- » Homeowners' reluctance to use a visible wall or a floor mounted unit



Wireless Lite*
Thermostat




Wireless*
Thermostat
*for DZK Kit



Wired*
Thermostat

- » Increases the flexibility of the FDMQ systems in both residential and commercial applications by adding a Zoning Box to an indoor unit fan coil
- » Allows several separate ducts to supply air to different individually-controlled zones.
- » The DZK BACnet™ Interface will work with any BACnet/IP compatible Building Management System



DZK
DAIKIN ZONING KIT



Part Number	Optional Accessories for Indoor Unit	Part Number	Optional Accessories for Outdoor Unit
BRC1E73	Wired Remote Controller	DACA-WB-1	Powder-Coated Wall-Mounted Bracket
BRC082A43	Wireless hand held controller (sensor included)	KEH067A41E(A)	Drain Pan Heater (09/12 MBH)
DACA-CP2-1	Maxi Orange Condensate Pump	KEH063A4E	Drain Pan Heater (15/18/24 MBH)
AZA16WSCDKA	DKN Cloud Wi-Fi Adaptor	KKP937A4	Drain Plug for OD Unit
83930	Silent Plus Mini White Pump	KPW937F4	Low Ambient Wind Baffle / Air Adjustment Grille (09/12 MBH)
DACA-CP1-1	Condensate Pump (Fits inside all Daikin indoor unit heads)	KPV063B4	Low Ambient Wind Baffle / Air Adjustment Grille (15/18/24 MBH)
DACA-CP3-1	Mini Condensate Pump	KKG067A41	Back protection wire net (09/12 MBH)
DFBS27A13	MERV 13 Filter Kit for FDMQ 09 & 12	KKG063A42	Back protection wire net (15/18/24 MBH)
DFBS39A13	MERV 13 Filter Kit for FDMQ 15, 18 & 24	KPS067A41	Snow hood (intake side plate) (09/12 MBH)
DST1-LTE-LA-A	Daikin <i>One</i> Lite Smart Thermostat	KPS063A41	Snow hood (intake side plate) (15/18/24 MBH)
DST1-TOU-ADA-A	Daikin <i>One</i> Touch Smarth Thermostat Combo Pack	KPS067A42	Snow hood (intake rear plate) (09/12 MBH)
DST1-ONE-ADA-A	Daikin <i>One+</i> Smart Thermostat	KPS063A44	Snow hood (intake rear plate) (15/18/24 MBH)
AZA16WSPDKC	Daikin DKN Plus Interface	KPS067A44	Snow hood (outlet) (09/12 MBH)
KRCHS2018-01	Button Sensor Kit	KPS063A47	Snow hood (outlet) (15/18/24 MBH)
BRC1H71W	<i>Madoka</i> Remote Controller	RAQAHLGD2	Rear coil guard (09 & 12)
		RAQAHLGD1	Rear coil guard (15, 18 & 24)

Model	Indoor Unit		FDMQ09WVJU9		FDMQ12WVJU9		FDMQ15WVJU9		FDMQ18WVJU9		FDMQ24WVJU9			
	Outdoor Unit		RX09WMVJU9		RX12WMVJU9		RX15WMVJU9		RX18WMVJU9		RX24WMVJU9			
Capacity Rated	Btu/h		Cooling	Heating	Cooling	Heating	Cooling	Heating	Cooling	Heating	Cooling	Heating		
Moisture Removal	gal/h		N/A	—	N/A	—	N/A	—	N/A	—	N/A	—		
COP Rated			3		3		3		3		3			
EER2 Rated			8.5		8.8		10		9.4		10			
SEER2			14.3		14.6		15.3		15.3		15.2			
HSPF2			8.2		8.1		8.2		8.2		8.1			
Piping Connections	Liquid	in. (mm)	Ø 3/8 (Ø 9.5)				Ø 1/4 (Ø 6.4)				Ø 5/8 (15.9)			
	Gas		Ø 1 (25.0)				Ø 1/2 (Ø 12.7)							
	Drain													
Max. Interunit Piping Length			65.6 (20)				98.5 (30)							
Max. Interunit Height Difference	ft. (m)		49.2 (15)				65.6 (20)							
Chargeless							32.8 (10)							
Amount of Additional Charge of Refrigerant	oz/ft (g/m)						0.21 (20)							
Operating Range - Cooling	°F DB						50 - 115°F							
Operating Range - Low-Ambient Cooling*							14° - 115°F							
Operating Range - Cooling with Optional Air Adjustment Grille*							-4° - 115°F							
Operating Range - Heating	°F WB						5° - 65°F							
Indoor Unit			FDMQ09WVJU9		FDMQ12WVJU9		FDMQ15WVJU9		FDMQ18WVJU9		FDMQ24WVJU9			
External Static Pressure	"Wg(Pa)		0.6 (150)											
Airflow Rate	H	cfm (m³/min)	293 (8.3)	293 (8.3)	371 (10.5)	371 (10.5)	418 (12.7)	418 (12.7)	614 (17.4)	614 (17.4)	731 (20.7)	731 (20.7)		
	M		265 (7.5)	265 (7.5)	318 (9.0)	318 (9.0)	399 (11.3)	399 (11.3)	523 (14.8)	523 (14.8)	621 (17.6)	621 (17.6)		
	L		233 (6.6)	233 (6.6)	261 (7.4)	261 (7.4)	350 (9.9)	350 (9.9)	431 (12.2)	431 (12.2)	512 (14.5)	512 (14.5)		
	SL		-	-	-	-	-	-	-	-	-	-		
Fan	Speed	Steps												
Air Filter														
Dimensions (H x W x D)	in. (mm)		9-5/8 x 27-9/16 x 31-1/2 (245 x 700 x 800)				9-5/8 x 39-3/8 x 31-1/2 (245 x 1,000 x 800)							
Weight	lbs. (kg)		64 (29)				77 (35)				82 (37)			
Sound Pressure Level	dB(A)		32	32	33	33	34	34	35	35	40	40		
Outdoor Unit			RX09WMVJU9		RX12WMVJU9		RX15WMVJU9		RX18WMVJU9		RX24WMVJU9			
Compressor	Motor Output	W	790				1,100							
Refrigerant	Type		R-410A				R-410A							
	Charge	lbs. (kg)	2.09 (0.95)				2.49 (1.13)				3.20 (1.45)			
Airflow Rate	H	cfm (m³/min)	985 (27.9)	1,144 (32.4)	1,105 (31.3)	1,144 (32.4)	2,313 (65.5)	2,108 (59.7)	2,461 (69.7)	2,553 (72.3)	2,641 (74.8)	2,641 (74.8)		
Dimensions (H x W x D)	in. (mm)		21-5/8 x 26-9/16 x 11-3/16 (550 x 675 x 284)				28-15/16 x 34-1/4 x 12-5/8 (735 x 870 x 320)							
Weight	lbs. (kg)		63 (29)				100 (45)				109 (50)			
Sound Pressure Level	H	dB(A)	46	50	49	51	50	51	54	55	56	58		

* Cutting a jumper or a dipswitch setting is required. Refer to installation manual.

Unit Combination		Power Supply				Compressor		OFM		IFM	
Indoor Unit	Outdoor Unit	Hz - Volts	Voltage Range	MCA	MOCP	RLA	W	FLA	W	FLA	
FDMQ09WVJU9	RX09WMVJU9	60 - 208	Min. 187 V Max. 253 V	8	15	7.5	20	0.17	130	0.49	
		60 - 230									
FDMQ12WVJU9	RX12WMVJU9	60 - 208	Min. 187 V Max. 253 V	8.1	15	7.5	20	0.17	130	0.63	
		60 - 230									
FDMQ15WVJU9	RX15WMVJU9	60 - 208	Min. 187 V Max. 253 V	8.6	15	8	75	0.47	230	0.64	
		60 - 230									
FDMQ18WVJU9	RX18WMVJU9	60 - 208	Min. 187 V Max. 253 V	11.6	15	10.8	93	0.58	230	0.84	
		60 - 230									
FDMQ24WVJU9	RX24WMVJU9	60 - 208	Min. 187 V Max. 253 V	13.1	20	12	93	0.58	230	1.1	
		60 - 230									

Daikin *POLARA*

Wall-Mounted Heat Pump & Cooling Only

Up to 17.5 SEER2 | Up to 7.5 HSPF2 | Up to 9.85 EER2



Daikin *POLARA* is available in both cooling only and heat pump configurations. This feature-packed wall-mount unit offers extended capacity in an elegant design. Comfort Airflow, 3-D Airflow and Wide Angle Louvers are just a few of the features used in the new Daikin *POLARA* to improve comfort in a room.

Standard Features

- » Energy Efficient – Up to 17.5 SEER2, 7.5 HSPF2, up to 9.85 EER2 – Variable-Speed, Inverter, Compressor
- » Cooling Range: 50° - 115°F (Extended operation to -22° - -115°F with facility setting and air adjustment grille)
- » Heating Range: 5° - 65°F
- » Indoor Sound Pressure as Low as 38 dB(A)
- » Outdoor Sound Pressure as Low as 56 dB(A)
- » Power airflow dual flaps and 3-D Airflow
- » Titanium Apatite Photocatalytic Air Purifying Filter
- » Weekly timer
- » Program Dry Function
- » Econo Mode
- » Powerful Operation Mode
- » Backlit Wireless Remote Controller
- » Auto-Changeover
- » Auto-Fan Speed Control
- » Self Diagnostics with Digital Display
- » Auto-Restart After Power Failure
- » Anti-Corrosion Heat Exchanger Treatment
- » Quick Warming Function
- » Hot Start Function
- » Automatic Defrosting
- » Compatible with Daikin *One+* Smart Thermostat, DKN Residential Cloud Wi-Fi Adaptor, or DKN Plus Interface



Hot Start – (Heat Pump) When the heating operation starts or when the unit changes from cooling to heating, there is no cold draft.



3-D Airflow – Combines vertical and horizontal auto-swing to circulate cool/warm air to the corners of large spaces.



Automatic Defrosting – Sensor performs automatic defrosting of the outdoor heat exchanger if necessary, ensuring optimum heating performance. (Heat pumps only)



Econo Mode – Limits the maximum operating current and power consumption of the outdoor unit by approximately 30% during start-up. This saves energy and reduces the load on the electrical circuit when multiple electrical devices are used simultaneously.



2-Area Intelligent Eye – The two-area intelligent eye sensor controls comfort in two ways. If the room is empty for 20 minutes, it changes the set point to start saving energy. As soon as someone enters the room, it immediately returns to the original setting. The intelligent eye also directs air flow away from people in the room to avoid cold drafts.



Program Dry Function.

This gives priority to reducing the level of humidity in the room rather than room temperature.

IDEAL SOLUTIONS FOR:

- » Renovations, remodeling and new construction
- » Basements, attics and garages
- » Ceiling void or attic does not allow for a viable duct run option
- » New construction





Part Number	Optional Accessories for Indoor Unit	Part Number	Optional Accessories for Outdoor Unit
BRC94B2-A08	Wired Remote Controller (Requires 1 cord below)	KPW063B4	Air Direction Adjustment Grille
BRCW901A03	Wired Remote Controller Cord (Shielded wire) 9.8 ft	KKG063A42	Back Protection Wire Net
BRCW901A08	Wired Remote Controller Cord (Shielded wire) 26.3 ft	KKP937A4	Drain Plug - Standard
KAF970A48	Titanium Apatite Deodorizing Filter (Without frame) Standard	KEH063A4E	Drain Pan Heater
KKF910AA4	Remote Controller Loss Prevention with Chain	KPS063A41	Snow Hood (Intake side panel)
DTST-LTE-LA-A	Daikin <i>One</i> Lite Smart Thermostat	KPS063A44	Snow Hood (Intake side panel)
DTST-TOU-ADA-A	Daikin <i>One</i> Touch Smarth Thermostat Combo Pack	KPS063A47	Snow Hood (Outlet)
DTST-ONE-ADA-A	Daikin <i>One+</i> Smart Thermostat	RAQAHLGD1	Rear coil guard
AZAI6WSCDKB	DKN Residential Cloud Wi-Fi Adaptor		
AZAI6WSPDKC	Daikin DKN Plus Interface		

Model	Indoor Unit		FTX30WVJU9	FTX36WVJU9	
	Outdoor Unit		RK30WVMVJU9	RK36WVMVJU9	
Cooling capacity rated (Min. ~ Max.)		Btu/h	31,400 (10,200 ~ 31,400)	34,400 (10,200 ~ 34,400)	
Moisture Removal		gal/h	N/A	N/A	
EER2 Rated			9.85	9.1	
SEER2				15.9	
Piping Connections	Liquid	in. (mm)	Ø 1/4 (Ø 6.4)		
	Gas		Ø 5/8 (Ø 16.0)		
	Drain		Ø 5/8 (Ø 16.0)		
Max. Interunit Piping Length		ft. (m)	98-1/2 (29.8)		
Max. Interunit Height Difference			65-5/8 (20)		
Chargeless			32-3/4 (10)		
Amount of Additional Charge of Refrigerant		oz/ft (g/m)	0.32 (30)		
Operating Range - Cooling		°F DB	50° - 115°F		
Operating Range - Enhanced Cooling*			14° - 115°F		
Operating Range - Low Ambient Cooling**			-4° - 115°F		
Operating Range - Ultra Low Ambient Cooling***			-22° - 115°F		
Airflow Rate	Indoor Unit		FTX30WVJU9	FTX36WVJU9	
	H	cfm (m³/min)	890 (25.2)	915 (25.9)	
	M		727 (20.6)	742 (21.0)	
	L		572 (16.2)	572 (16.2)	
SL	512 (14.5)		512 (14.5)		
Fan	Speed	Steps	5 Steps, Quiet, Auto		
Air Direction Control			Right, Left, Horizontal, Downward		
Air Filter			Removable, Washable		
Dimensions (H x W x D)		in. (mm)	13-3/8 x 47-1/4 x 10-3/16 (340 x 1,200 x 259)		
Weight		lbs. (kg)	38 (17)		
Sound Pressure Level (H / M / L / SL)		dB(A)	53 / 47 / 40 / 37	54 / 47 / 40 / 37	
Compressor	Outdoor Unit		RK30WVMVJU9	RK36WVMVJU9	
	Motor Output	W	1,920		
		Type	R-410A		
	Refrigerant	Charge	lbs. (kg)	3.64 (1.65)	3.64 (1.65)
		H	cfm (m³/min)	2,528 (71.6)	2,811 (79.6)
	Airflow Rate	SL		—	—
		Dimensions (H x W x D)	in. (mm)	28-15/16 x 34-1/4 x 12-5/8 (735 x 870 x 320)	
Weight		lbs. (kg)	132 (60)	132 (60)	
Sound Pressure Level	H	dB(A)	56	59	

* Activated with a dipswitch setting. Refer to installation manual for more details.
 ** Activated with a dipswitch setting and use of air direction adjustment grille (KPW063B4). Refer to installation manual for more details.
 *** Activated with additional dipswitch setting and notes per **. Refer to installation manual for more details.

Unit Combination		Power Supply				Compressor	OFM	IFM
INDOOR UNIT	OUTDOOR UNIT	Hz - VOLTS	VOLTAGE RANGE	MCA	MOP	RLA	W FLA	W FLA
FTX30WVJU9	RK30WVMVJU9	60 - 208	Min. 187 V Max. 253 V	16.6	20	16.3	122	0.77
		60 - 230						
FTX36WVJU9	RK36WVMVJU9	60 - 208	Min. 187 V Max. 253 V	16.6	20	16.3	122	0.77
		60 - 230						

Daikin POLARA

Wall-Mounted Heat Pump

Up to 17.5 SEER2 | Up to 7.5 HSPF2



Model	Indoor Unit		FTX30NVJU RX30NMVJUA		FTX36NVJU RX36NMVJUA	
	Outdoor Unit		Cooling	Heating	Cooling	Heating
Capacity Rated (Min. - Max.)	Btu/h		31,400 (10,200 ~ 31,400)	34,800 (10,200 ~ 34,800)	34,400 (10,200 ~ 34,400)	36,000 (10,200 ~ 36,000)
Moisture Removal	gal/h		N/A		N/A	
CDP Rated			2.9		2.74	
EER2 Rated			9.85		9.1	
SEER2			17.5		15.9	
HSPF2			7.5		7.5	
Piping Connections	Liquid	in. (mm)	Ø 1/4 (Ø 6.4)			
	Gas		Ø 5/8 (Ø 16.0)			
	Drain		Ø 5/8 (Ø 16.0)			
Max. Interunit Piping Length			98-1/2 (29.8)			
Max. Interunit Height Difference	ft. (m)		65-5/8 (20)			
Chargeless			32-3/4 (10)			
Amount of Additional Charge of Refrigerant	oz/ft (g/m)		0.32 (30)			
Operating Range - Cooling			50° - 115°F			
Operating Range - Enhanced Cooling**	°F DB		14° - 115°F			
Operating Range - Low Ambient Cooling***			-4° - 115°F			
Operating Range - Heating	°F WD		5° - 65°F			
	Indoor Unit		FTX30WVJU9		FTX36WVJU9	
Airflow Rate	H	cfm (m³/min)	890 (25.2)	960 (27.2)	915 (25.9)	960 (27.2)
	M		727 (20.6)	791 (22.4)	742 (21.0)	791 (22.4)
	L		572 (16.2)	629 (17.8)	572 (16.2)	629 (17.8)
	SL		512 (14.5)	544 (15.4)	512 (14.5)	544 (15.4)
Fan	Speed	Steps	5 Steps, Quiet, Auto			
Air Direction Control			Right, Left, Horizontal, Downward			
Air Filter			Removable, Washable			
Dimensions (H x W x D)	in. (mm)		13-3/8 x 47-1/4 x 10-3/16 (340 x 1,200 x 259)			
Weight	lbs. (kg)		38 (17)			
Sound Pressure Level (H / M / L / SL)	dB(A)		53 / 47 / 40 / 37	53 / 46 / 38 / 35	54 / 47 / 40 / 37	53 / 46 / 38 / 35
	Outdoor Unit		RX30NMVJUA		RX36NMVJUA	
Compressor	Motor Output	W	1,920		1,920	
Refrigerant	Type		R-410A			
	Charge	lbs. (kg)	3.64 (1.65)		3.64 (1.65)	
Airflow Rate	H	cfm (m³/min)	2,528 (71.6)	2,274 (64.4)	2,811 (79.6)	2,352 (66.6)
	SL		—	—	—	—
Dimensions (H x W x D)	in. (mm)		28-15/16 x 34-1/4 x 12-5/8 (735 x 870 x 320)			
Weight	lbs. (kg)		133 (60)		133 (60)	
Sound Pressure Level	H	dB(A)	56	58	59	

** Activated with a dipswitch setting. Refer to installation manual for more details.

*** Activated with a dipswitch setting and use of air direction adjustment grille (KPW063B4). Refer to installation manual for more details.

Unit Combination		Power Supply				Compressor	OFM		IFM	
INDOOR UNIT	OUTDOOR UNIT	Hz - VOLTS	VOLTAGE RANGE	MCA	MOP	RLA	W	FLA	W	FLA
FTX30WVJU9	RX30WVJU9	60 - 208	Min. 187 V Max. 253 V	18.6	20	18.3	122	0.77	64	0.37
		60 - 230								
FTX36WVJU9	RX36WVJU9	60 - 208	Min. 187 V Max. 253 V	18.6	20	18.3	122	0.77	64	0.37
		60 - 230								



Daikin *ATMOSPHERA* (R-32)

Single Zone Heating and Cooling System
Up to 27.4 SEER2 | Up to 11.2 HSPF2




The Daikin *ATMOSPHERA* Single Zone System is ideal for spot cooling and heating needs in residential and commercial spaces that require heating and cooling even in extreme ambient temperatures. In addition, Daikin *ATMOSPHERA* is an effective source of heat to offset old, inefficient furnaces or boiler systems.

Standard Features

- » Energy Efficient – Up to 27.4 SEER2 / Up to 11.2 HSPF2 / Up to 16.3 EER for ultra-efficient cooling and heating operation and reduced operating costs compared to conventional lower-efficiency systems.
- » Enhanced Capacity –
 - Up to 100% rated heating capacity at 5°F WB (-15°C WB) and confirmed continuous operation as low as -13°F WB (-25°C WB) ambient temperature
 - Up to 100% rated cooling capacity at 115°F (46°C)
- » Aligning with Goals of –
 - Decarbonization and Electrification moving towards clean energy: An effective source of heat to comfortably offset older or inefficient sources of heat using fossil fuels
 - Lower GWP refrigerant reduce emissions at the source: Utilizing a refrigerant with lower Global Warming Potential (GWP) compared to conventional refrigerants



Hybrid Cooling – Dehumidifies efficiently even in low cooling loads, and maintains dehumidification effect after the target temperature is reached.



CLEAN Operation – The CLEAN function dries the interior of the indoor unit to reduce the amount of condensation present. When COOL or DRY operation is performed, condensation may occur inside the air conditioner. It is recommended to dry the inside of the air conditioner using CLEAN operation.



Daikin *ATMOSPHERA* heat pump for extreme weather conditions – Up to 100% rated heating capacity at 5°F WB (-15°C WB) and confirmed continuous operation, as low as -13°F WB (-25°C WB) ambient temperature.



Daikin Comfort Control – With the Daikin Comfort Control app you are always in control. You can use your tablet or smart-phone to access your Daikin *ATMOSPHERA* system via the internet, no adaptor required.



3-D Airflow – Combines vertical and horizontal auto-swing to circulate cool/warm air to the corners of large spaces.



Simplified Maintenance – The indoor unit has been re-designed for easier removal of the drain pan (compared to other wall-mounted units).



Powerful Operation – Pushing the POWERFUL button on the remote control gives you a boost in cooling or heating power for a 20-minute period, even if the unit is already operating at high capacity.



Intelligent Eye – An infrared sensor with the ability to sense movement in the room. If the room is empty for 20 minutes, it changes the set point to start saving energy.



Increased Factory Charge and piping allowances. – Daikin *ATMOSPHERA* is pre-charged to serve piping lengths up to 49 ft. (15m), a 50% increase in pre-charge coverage compared to previous models.



Hot Start – When the heating operation starts or when the unit changes from cooling to heating there is no cold draft released into the room.

IDEAL SOLUTIONS FOR:

- » Primary living areas (for example, master bedrooms and living rooms)
- » Hot or cold rooms
- » Rooms with poor air flow



R32



Part Number	Optional accessories for Indoor Unit	Part Number	Optional Accessories for Outdoor Unit
BRC944B2-A08*	Wired Remote Controller kit	DACA-VWB-1	Powder-Coated Wall-Mounted Bracket
BRCW901A08	Wired Remote Controller Cord - 8m	KPW937F4E	Air Direction Adjustment Grille (09 & 12)
DACA-BRCW901P10	Remote Controller Cable, Plenum Rated, 10 ft	KPW063B4	Air Direction Adjustment Grille (18 & 24)
DACA-BRCW901P25	Remote Controller Cable, Plenum Rated, 25 ft	KEH094A41E	Drain Pan Heater Small (09 & 12)
KAF970A46	Titanium Apatite Deodorizing filter (without frame)	KEH063A4E(A)	Daikin BML Drain Pan Heater Large (18 & 24)
83930	Silent Plus Mini White Pump	KKG020A41	Back Protection Wire Net (09 & 12)
DACA-CP1-1	Inline Condensate Pump	KKG063A42	Back Protection Wire Net (18 & 24)
DTST-ONE-ADA-A*	Daikin <i>One+</i> Smart Thermostat	KPS034A41	Snow hood (intake side plate) (09 & 12)
KER087A41	S21 Conversion Connector	KPS063A41	Snow hood (intake side plate) (18 & 24)
AZA16WSCDKB*	DKN Residential Cloud Wi-Fi Adaptor	KPS034D42	Snow hood (intake rear plate) (09 & 12)
AZA16WSPDKC*	Daikin DKN Plus Interface	KPS063A44	Snow hood (intake rear plate) (18 & 24)
DTST-LTE-LA-A*	Daikin <i>One Lite</i> Smart Thermostat	KPS034A43	Snow hood (outlet) (09 & 12)
DTST-TOU-ADA-A*	Daikin <i>One Touch Smarth</i> Thermostat Combo Pack	KPS063A47	Snow hood (outlet) (18 & 24)
		KKP937A4	Drain Plug

* requires KER087A41 s21 conversion connector

Model	Indoor Unit		FTXM09VVJU9		FTXM12VVJU9		FTXM18VVJU9		FTXM24VVJU9	
	Outdoor Unit		RXM09VVJU9		RXM12VVJU9		RXM18VVJU9		RXM24VVJU9	
	Btu/h		Cooling	Heating	Cooling	Heating	Cooling	Heating	Cooling	Heating
Capacity Rated (Min. ~ Max.)			9,000 (4,400 ~ 12,500)	11,000 (4,400 ~ 19,500)	12,000 (4,800 ~ 16,000)	13,600 (4,800 ~ 22,600)	18,000 (9,000 ~ 22,000)	21,600 (9,000 ~ 30,200)	21,600 (9,000 ~ 26,000)	24,000 (9,000 ~ 32,200)
Max Heating Capacity at 5°F (-15°C)			-	11,000	-	13,600	-	21,600	-	24,000
Max Heating Capacity at -13°F (-25°C)			-	10,000	-	10,700	-	16,200	-	18,000
COP Rated			4.6		4.4		3.6		3.54	
COP at 5°F (-15°C)			2		2		1.8		1.8	
EER2 Rated			16.3		13.2		12.5		12	
SEER2			27.4		25.2		22.7		22	
HSPF2			11.2		10.7		10			
Piping Connections	Liquid	in. (mm)	Ø 1/4 (Ø 6.4)							
	Gas		Ø 3/8 (Ø 9.5)				Ø 1/2 (Ø 12.7)		Ø 5/8 (Ø 15.9)	
	Drain		Ø 5/8 (Ø 16.0)							
Max. Interunit Piping Length			82 (25)				98-1/2 (30)			
Max. Interunit Height Difference			65-5/8 (20)				82 (25)			
Chargeless			49-1/4 (15)							
Amount of Additional Charge of Refrigerant			0.22 (20)							
Operating Range - Cooling			50 ° - 114.8 °F (10 ° - 46 °C)							
Operating Range - Low-Ambient Cooling*			14 ° - 114.8 °F (-10 ° - 46 °C)							
Operating Range - Cooling with Optional Air Adjustment Grille*			-4 ° - 114.8 °F (-20 ° - 46 °C)							
Operating Range - Heating†			-13 ° - 64.4 °F (-25 °C - 18 °C)							
Airflow Rate	Indoor Unit		FTXM09VVJU9		FTXM12VVJU9		FTXM18VVJU9		FTXM24VVJU9	
	H	cfm (m³/min)	516 (14.6)	516 (14.6)	558 (15.8)	558 (15.8)	777 (22.0)	777 (22.0)	844 (23.9)	844 (23.9)
	M		339 (9.6)	371 (10.5)	395 (11.2)	413 (11.7)	583 (16.5)	558 (15.8)	653 (18.5)	607 (17.2)
	L		251 (7.1)	304 (8.6)	293 (8.3)	339 (9.6)	484 (13.7)	466 (13.2)	498 (14.1)	498 (14.1)
SL	219 (6.2)		251 (7.1)	226 (6.4)	254 (7.2)	427 (12.1)	413 (11.7)	452 (12.8)	452 (12.8)	
Fan	Speed	Steps	5 Steps, Quiet, Auto							
Air Direction Control			Right, Left, Horizontal, Downward							
Air Filter			Removable, Washable							
Dimensions (H x W x D)	in. (mm)		11-3/4 x 36-1/4 x 10-13/16 (299 x 920 x 275)				11-3/4 x 43-5/16 x 10-13/16 (299 x 1,100 x 275)			
Weight	Lbs (kg)		29 (13)				33 (15)			
Sound Pressure Level (H / M / L / SL)	dB(A)		43 / 33 / 25 / 22	43 / 35 / 30 / 25	45 / 37 / 29 / 23	45 / 39 / 32 / 26	49 / 41 / 36 / 33	49 / 40 / 35 / 32	51 / 44 / 37 / 34	51 / 42 / 37 / 34
Refrigerant	Outdoor Unit		RXM09VVJU9		RXM12VVJU9		RXM18VVJU9		RXM24VVJU9	
	Type		R-32							
	Charge		2.16 (0.98)		2.16 (0.98)		2.98 (1.35)		2.98 (1.35)	
	H	cfm (m³/min)	1,317 (37.3)	1,296 (36.7)	1,487 (42.1)	1,487 (42.1)	2,119 (60.0)	2,062 (58.4)	2,179 (61.7)	2,119 (60.0)
	SL		1,183 (33.5)	922 (26.1)	1,317 (37.3)	922 (26.1)	1,833 (51.9)	1,773 (50.2)	1,833 (51.9)	1,833 (51.9)
Dimensions (H x W x D)	in. (mm)		23-7/16 x 33-1/4 x 11-13/16 (595 x 845 x 300)				28-15/16 x 34-1/4 x 12-5/8 (735 x 870 x 320)			
Weight	Lbs (kg)		96 (44)				132 (60)			
Sound Pressure Level	H	dB(A)	47	49	49	52	54	55	55	56

* Cutting a jumper or a dipswitch setting is required. Refer to installation manual.

† The installation of an optional drain-pan is recommended in areas where ambient temperature may fall below 5 °F (-15 °C) or in areas of heavy snowfall or high levels of wintertime humidity.

Unit Combination		Power Supply				Compressor	OFM		IFM	
INDOOR UNIT	OUTDOOR UNIT	Hz - VOLTS	VOLTAGE RANGE	MCA	MOCP	RLA	W	FLA	W	FLA
FTXM09VVJU9	RXM09VVJU9	60 - 208	Min. 187 V Max. 253 V	12.3	15	12	37	0.31	27	0.25
		60 - 230								
FTXM12VVJU9	RXM12VVJU9	60 - 208	Min. 187 V Max. 253 V	12.3	15	12	37	0.31	27	0.25
		60 - 230								
FTXM18VVJU9	RXM18VVJU9	60 - 208	Min. 187 V Max. 253 V	18.8	20	18.25	123	0.58	61	0.46
		60 - 230								
FTXM24VVJU9	RXM24VVJU9	60 - 208	Min. 187 V Max. 253 V	19.8	19.25	18.25	123	0.58	61	0.46
		60 - 208								

• Daikin *ATMOSPHERA* not available in all markets. Contact your local distributor for regional needs and authorized sales of this product.



Multi-Zone Systems



Mult-Zone Systems



Zoned comfort control

Homeowners fight over temperatures in their homes and have rooms that go unused for long periods. Now they can save energy and control temperatures independently in up to eight separate zones with a single outdoor unit. With available wall-mounted, concealed slim-duct, ceiling cassette, and floor-mounted indoor options, Daikin Multi-Zone Systems offer multiple indoor unit styles to meet all home comfort needs.

Heat or cool multiple spaces independently with 1 outdoor unit

- » Great installation flexibility and a wide choice of styles.
- » Wide range of outdoor units, to which up to 8 indoor units can be connected.
- » All indoor units can be individually controlled.
- » The discrete, robust outdoor unit can easily be mounted onto a roof or terrace, or simply to the outside wall.
- » It is possible to combine different types of indoor units.



Ideal Solutions for:


	Wall-Mounted	Ducted	DAIKIN VISTA Cassette	Floor-Mounted
Primary living areas (master bedrooms and living rooms)	✓	✓	✓	✓
Hot or cold rooms	✓	✓	✓	✓
Rooms with poor air flow	✓	✓	✓	✓
New construction	✓	✓	✓	✓
Renovations and remodeling	✓	✓		✓
Secondary bedrooms, offices, garages, basements, attics, and sun rooms	✓	✓		✓
Rooms with soffit ceilings and areas that require short duct runs		✓		
Units can be installed in conditioned spaces or in unconditioned spaces if unit is properly insulated.		✓		
Desire of innovative design and features	✓		✓	

Compatible Indoor Units:



Daikin *EMURA* - Designed to perfectly balance technological capability and the beauty of aerodynamics

- » Iconic award winning design and engineering excellence
- » Elegant finish in pure matte white or modern silver
- » Two-area intelligent eye sensor controls comfort and allows for energy savings during unoccupied periods
- » Titanium apatite photo-catalytic air purification



Daikin *VISTA* - Unique design that integrates seamlessly into the ceiling

- » Iconic award winning design and engineering excellence
- » Elegant finish in white or silver / white combination
- » DC fan motor and two optional intelligence sensors for energy efficiency
- » Outside air integration possible of up to 2-3% of the nominal indoor air volume



Daikin *CTXS/FTXS* - Discreet wall-mounted unit providing high efficiency and comfort

- » Discreet, stylish front panel blends easily with the wall, and matches all interior decors
- » Dry program allows humidity levels to be reduced without variations in room temperature
- » Intelligent Eye function reduces heating or cooling operation during unoccupied periods



Daikin *FVXS* - Floor mounted unit for optimal heating comfort thanks to dual airflow

- » Its low height enables the unit to fit beneath a window
- » Can be installed against a wall or recessed
- » Vertical auto swing moves the louver up and down for efficient air and temperature distribution



Daikin *CDMQ/FDMQ* - Ducted concealed unit capable of up to .6 esp

- » Higher external static pressure capabilities allow for longer duct runs and easily implementing up to MERV 13 filters (compared to units with lower static pressure)
- » Drain Pan inspection port makes it easy to observe drain pan conditions
- » Rear or bottom return air configurations for installation flexibility
- » Outside air integration possible

Multi-Zone Systems

OUTDOOR UNITS

Daikin *AURORA* | Up to 20 SEER2 | Up to 9.7 HSPF2



The Daikin *AURORA* multi-zone system is a flexible solution for individual zone comfort. Connecting up to 4 indoor units to a single outdoor unit reduces installation space and costs while maximizing comfort and energy efficiency. With a choice of 6 indoor unit types in a wide range of capacities, For all regions, the outdoor units of the multi-zone *AURORA* heat pump system have been redesigned to withstand extreme weather conditions with excellent energy efficiency ratings.

Standard Features

- » Multi-Zone comfort: One outdoor unit connects up to four separate fan coils individually controlled
- » Energy Efficient – Up to 20 SEER2; up to 9.7 HSPF2; Up to 12 EER2 – Variable-Speed, Inverter, Compressor
- » Cooling Range 14° - 115°F
- » Heating Range -13° - 60°F
- » Up to 100% rated heating capacity at 5°F WB (-15°C WB) with confirmed continuous operation down to -13°F WB (-25°C WB)
- » Quick and easy installation
- » Precision temperature control for individual rooms
- » Space-saving design
- » Quiet operation
- » Fully optimized for R-410A refrigerant
- » World renowned Daikin Inverter "Variable-Speed" compressor technology
- » Add Bullet point - 100% cooling capacity at 115F



Daikin *AURORA* heat pump for extreme weather conditions – Up to 100% rated heating capacity at 5°F WB (-15°C WB) and confirmed continuous operation, as low as -13°F WB (-25°C WB) ambient temperature.



Outdoor Unit Quiet Operation – can reduce sound levels by 3dB for times when quieter operation is needed.



Auto-Restart – The unit memorizes the operation mode, airflow and temperature settings. Should there be a power failure when the unit is in operation, it will automatically return to the same operating conditions when the power is restored.



Intelligent Defrost Mode* – The outdoor unit will enable this mode to help prevent frost/ice from building up in cold climate conditions. It will also help with longer heating operation time for additional comfort for occupants (compared to HVAC systems without this function).*available on 4MXL only

IDEAL SOLUTIONS FOR:

- » Primary living area (master bedrooms and living rooms)
- » Hot or cold rooms
- » Rooms with poor air flow
- » Renovations and remodeling
- » Basements, attics and garages
- » New construction



2/3MXL outdoor unit drain pans have up to 14 holes which allows for effective drainage of condensation. In some case, this improved drain pan design eliminates the need for drain pan heaters, resulting in higher efficiencies in low ambient temperatures.



New Drain Pan – 4MXL newly designed drain pan on outdoor unit to help prevent condensate from freezing and causing damage to the fan and coil.



Part Number	Optional Accessories for Outdoor Unit	Part Number	Optional Accessories for Outdoor Unit
KPW063B4	Air Direction Adjustment grille (2/3MXL)	KPS063A47	Snow hood (outlet) (2/3MXL)
KKG063A42	Back protection wire net (2/3MXL)	KEH082A41A	Drain pan heater (4MXL)
KKP937A4	Drain plug (2/3MXL)	KPW082A41	Air Direction Adjustment grille (4MXL)
KEH063A41E	Drain pan heater (2/3MXL)	KKG082A41	Back protection wire net (4MXL)
KPS063A41	Snow hood (intake side plate) (2/3MXL)	RAQAHLGD1	Rear coil guard (2/3MXL)
KPS063A44	Snow hood (intake rear plate) (2/3MXL)		

Model		2MXL18WMVJU9		3MXL24WMVJU9		4MXL36WVJU9	
		Cooling	Heating	Cooling	Heating	Cooling	Heating
Capacity Rated	Btu/h	17,800	18,500	24,000	24,000	34,000	36,600
COP Rated (Min. - Max.)		—	4.2	—	4.4	—	4.26
EER2 Rated (Min. - Max.)		12	—	11.7	—	11.7	—
SEER2 / HSPF2		See Performance Table below					
Compressor	Motor Output	1,920				3,000	
Refrigerant	Type	R-410A					
	Charge	6.17 (2.8)				8.60 (3.9)	
Airflow Rate	H	2,151 (60.9)	2,180 (61.7)	2,094 (59.3)	2,094 (59.3)	3,684 (104.3)	3,356 (95)
	M	2,151 (60.9)	2,180 (61.7)	2,094 (59.3)	1,979 (56.0)	3,029 (85.8)	3,138 (88.9)
	L	1,950 (55.2)	1,118 (31.6)	1,977 (56.0)	1,118 (31.6)	2,756 (78.0)	1,500 (42.5)
Fan	Motor Output	78		89		126	
	Running Current	H: 0.29 / M: 0.29 / L: 0.22	H: 0.30 / M: 0.30 / L: 0.05	H: 0.27 / M: 0.27 / L: 0.23	H: 0.27 / M: 0.23 / L: 0.05	H: 0.76 / M: 0.45 / L: 0.35	H: 0.59 / M: 0.49 / L: 0.17
	Power Consumption	H: 60.1 / M: 60.1 / L: 46.1	H: 62.3 / M: 62.3 / L: 11.1	H: 55.8 / M: 55.8 / L: 48	H: 55.8 / M: 48 / L: 11.1	H: 158.5 / M: 93.3 / L: 73.2	H: 122.9 / M: 102.5 / L: 34.9
Starting Current	A	15.5		17.5		27.0	
Dimension (H x W x D)	in. (mm)	28-15/16 x 34-1/4 x 12-5/8 (735 x 870 x 320)				34-1/4 x 43-5/16 x 18-1/8 (870 x 1,100 x 460)	
Weight	lbs. (kg)	142		143		214 (97)	
Sound Pressure Level	dB(A)	50	51	52	54	53	55
Piping Connections	Liquid	Ø 1/4 x 2 (Ø 6.4 x 2)		Ø 1/4 x 3 (Ø 6.4 x 3)		Ø 1/4 x 4 (Ø 6.4 x 4)	
	Gas	Ø 3/8 x 1, Ø 1/2 x 1 (Ø 9.5 x 1, Ø 12.7 x 1)		Ø 3/8 x 1, Ø 1/2 x 2 (Ø 9.5 x 1, Ø 12.7 x 2)		Ø 3/8 x 1, Ø 1/2 x 2, Ø 5/8 x 1 (Ø 9.5 x 1, Ø 12.7 x 2, Ø 15.9 x 1)	
	Drain	Ø 5/8 (Ø 15.9)				Ø 1 (Ø 25)	
Max. Interunit Piping Length	ft. (m)	164 (50) (for Total of Each Room)		82 (25) (for One Room)		230 (70) (for Total of Each Room)	
Amount of Additional Charge of Refrigerant	oz/ft (g/m)	0.21 (20) (98-7/16 ft (30 m) or more)		0.21 (20) (131-5/8 ft (40 m) or more)			
Max. Installation Height Difference	ft. (m)	24-5/8 (7.5) (between Indoor Units)					
Operating Range - Cooling	°F DB	14 ° - 115 °F					
Operating Range - Heating	°F WB	-13 ° - 60 °F					

Outdoor Unit	Power Supply				Compressor		OFM	
	Hz - Volts	Voltage Range	MCA	MOCP	MSC	RLA	W	FLA
2MXL18WMVJU9	60 - 208	Min. 187 V Max. 253 V	17	20	15.5	15.5	78	0.43
	60 - 230							
3MXL24WMVJU9	60 - 208	Min. 187 V Max. 253 V	20.1	25	17.5	17.5	89	0.49
	60 - 230							
4MXL36WVJU9	60 - 208	Min. 187 V Max. 253 V	30.2	35	27	27	126	0.76
	60 - 230							

Performance					
Daikin AURORA Performance	Model	Connected to	SEER2	EER2	HSPF2
		2MXL18WMVJU9	Non-Ducted	16	12
	2MXL18WMVJU9	Ducted	14.3	9	7.7
	2MXL18WMVJU9	Mixed	15.15	10.5	8.2
	3MXL24WMVJU9	Non-Ducted	18	11.7	9.7
	3MXL24WMVJU9	Ducted	14.9	8.5	7.8
	3MXL24WMVJU9	Mixed	16.45	10.1	8.75
	4MXL36WVJU9	Non-Ducted	20	11.7	9
	4MXL36WVJU9	Ducted	15.9	9.3	8.1
	4MXL36WVJU9	Mixed	17.95	10.5	8.55

Multi-Zone Systems

OUTDOOR UNITS

Daikin *AURORA* | Up to 20 SEER2 | Up to 9.7 HSPF2



With Factory Installed Drain Pan Heaters

Model			2MXLH18WVJU9		3MXLH24WVJU9		4MXLH36WVJU9		
			Cooling	Heating	Cooling	Heating	Cooling	Heating	
Capacity Rated	Btu/h		17,800	18,500	24,000	24,000	34,000	36,600	
COP Rated (Min. - Max.)			—	4.2	—	4.4	—	4.26	
EER2 Rated (Min. - Max.)			12	—	11.7	—	11.7	—	
SEER2 / HSPF2			See Performance Table below						
Compressor	Motor Output	W	1,920				3,000		
Refrigerant	Type		R-410A						
	Charge	lbs. (kg)	6.17 (2.8)				8.60 (3.9)		
Airflow Rate	H	cfm	2,151 (60.9)	2,180 (61.7)	2,094 (59.3)	2,094 (59.3)	3,684 (104.3)	3,356 (95)	
	M	(m ³ /min)	2,151 (60.9)	2,180 (61.7)	2,094 (59.3)	1,979 (56.0)	3,029 (85.8)	3,138 (88.9)	
	L		1,950 (55.2)	1,118 (31.6)	1,979 (56.0)	1,118 (31.6)	2,756 (78.0)	1,500 (42.5)	
Fan	Motor Output	W	78			89		126	
	Running Current	A	H: 0.29 / M: 0.29 / L: 0.22	H: 0.30 / M: 0.30 / L: 0.05	H: 0.27 / M: 0.27 / L: 0.23	H: 0.27 / M: 0.23 / L: 0.05	H: 0.76 / M: 0.45 / L: 0.35	H: 0.59 / M: 0.49 / L: 0.17	
	Power Consumption	W	H: 60.1 / M: 60.1 / L: 46.1	H: 62.3 / M: 62.3 / L: 11.1	H: 55.8 / M: 55.8 / L: 48	H: 55.8 / M: 48 / L: 11.1	H: 158.5 / M: 93.3 / L: 73.2	H: 122.9 / M: 102.5 / L: 34.9	
Starting Current	A	15.5			17.5		27.0		
Dimension (H x W x D)	in. (mm)	28-15/16 x 34-1/4 x 12-5/8 (735 x 870 x 320)					34-1/4 x 43-5/16 x 18-1/8 (870 x 1,100 x 460)		
Weight	lbs. (kg)	142			143		214 (97)		
Sound Pressure Level	dB(A)	50	51	52	54	53	55		
Piping Connections	Liquid	in. (mm)	Ø 1/4 x 2 (Ø 6.4 x 2)			Ø 1/4 x 3 (Ø 6.4 x 3)		Ø 1/4 x 4 (Ø 6.4 x 4)	
	Gas		Ø 3/8 x 1, Ø 1/2 x 1 (Ø 9.5 x 1, Ø 12.7 x 1)			Ø 3/8 x 1, Ø 1/2 x 2 (Ø 9.5 x 1, Ø 12.7 x 2)		Ø 3/8 x 1, Ø 1/2 x 2, Ø 5/8 x 1 (Ø 9.5 x 1, Ø 12.7 x 2, Ø 15.9 x 1)	
	Drain		Ø 5/8 (Ø 15.9)					Ø 1 (Ø 25)	
Max. Interunit Piping Length	ft. (m)	164 (50) (for Total of Each Room)			230 (70) (for Total of Each Room)				
		82 (25) (for One Room)			98 (30) (for One Room)				
Amount of Additional Charge of Refrigerant	oz/ft (g/m)	0.21 (20) (98-7/16 ft (30 m) or more)			0.21 (20) (131-5/8 ft (40 m) or more)				
Max. Installation Height Difference	ft. (m)	24-5/8 (7.5) (between Indoor Units)							
Operating Range - Cooling	°F DB	14° - 115°F							
Operating Range - Heating	°F WB	-13° - 60°F							

Outdoor Unit	Power Supply				Compressor		OFM	
	Hz - Volts	VOLTAGE RANGE	MCA	MOCP	MSC	RLA	W	FLA
2MXLH18WVJU9	60 - 208	Min. 187 V Max. 253 V	17	20	15.5	15.5	78	0.43
	60 - 230							
3MXLH24WVJU9	60 - 208	Min. 187 V Max. 253 V	20.1	25	17.5	17.5	89	0.49
	60 - 230							
4MXLH36WVJU9	60 - 208	Min. 187 V Max. 253 V	30.2	35	27	27	126	0.76
	60 - 230							

Performance					
Model	Connected to	SEER2	EER2	HSPF2	
2MXLH18WVJU9	Ducted	14.3	9	7.5	
2MXLH18WVJU9	Mixed	15.15	10.5	8	
3MXLH24WVJU9	Non-Ducted	18	11.7	9.3	
3MXLH24WVJU9	Ducted	14.9	8.5	7.5	
3MXLH24WVJU9	Mixed	16.45	10.1	8.4	
4MXLH36WVJU9	Non-Ducted	20	11.7	8.8	
4MXLH36WVJU9	Ducted	15.9	9.3	7.8	
4MXLH36WVJU9	Mixed	17.95	10.5	8.3	



R32

Model		2MXT18AVJU9		2MXTH18AVJU9	
		Cooling	Heating	Cooling	Heating
Capacity Rated	kW	17,200	18,000	17,200	18,000
COP@ 5 °F		—	1.8	—	1.8
EER2 Rated		12	—	12	—
SEER2 / HSPF2		21/17		21/17	
Compressor	Motor Output W	2,400			
Refrigerant	Type	R-32			
	Charge	Lbs (kg)	4.9 (2.2)		4.9 (2.2)
Airflow Rate	H	cfm (m ³ /min)	2,112 (59.8)	2,140 (60.6)	2,112 (59.8) 2,140 (60.6)
Fan	Motor Output	W	150		
	Running Current	A	0.31	0.33	0.31 0.33
	Power Consumption	W	65.4	67.7	65.4 67.7
Starting Current		A	17		17
Dimension		in.	29-1/2 × 34-1/4 × 12-5/8		
(H × W × D)		(mm)	(750 × 870 × 320)		
Weight		Lbs (kg)	139 (63)		140 (64)
Sound Pressure Level		dB(A)	52	54	52 54
Piping Connections	Liquid	in. (mm)	Ø 1/4 × 2 (Ø 6.4 × 2)		Ø 1/4 × 3 (Ø 6.4 × 3)
	Gas		Ø 3/8 × 1, Ø 1/2 × 1 (Ø 9.5 × 1, Ø 12.7 × 1)		Ø 3/8 × 1, Ø 1/2 × 1 (Ø 9.5 × 1, Ø 12.7 × 1)
	Drain		Ø 5/8 (Ø 15.9)		
Max. Interunit Piping Length		ft (m)	164 (50) (for Total of Each Room) 82 (25) (for One Room)		
Amount of Additional Charge of Refrigerant		oz/ft (g/m)	0.22 (20) exceeding pipe length of 98-3/8 ft (30m)		
Max. Installation Height Difference		ft (m)	49-1/4 (15) (between Indoor Unit and Outdoor Unit) 24-5/8 (7.5) (between Indoor Units)		
Operating Range - Cooling		°F DB	14 ° - 115 °F		
Operating Range - Heating		°F WB	-13 ° - 60 °F		

Outdoor Unit	Power Supply				Fan/Compressor
	Hz - Volts	VOLTAGE RANGE	MCA	MOP	INVERTER DRIVE INPUT
2MXT18AVJU9	60 - 208	Min. 187 V Max. 253 V	18.7	20	14.2
	60 - 230				
2MXTH18AVJU9	60 - 208	Min. 187 V Max. 253 V	19.6	20	14.2
	60 - 230				

Multi-Zone Systems

OUTDOOR UNITS

Daikin MXS series | Up to 20.6 SEER2 | Up to 9.7 HSPF2




The Daikin Multi-Zone System is a flexible solution for individual zone comfort. Connecting up to 5 indoor units to a single outdoor unit, without the use of branch provider (BP) boxes, reduces installation space and costs while maximizing comfort and energy savings. With a choice of six indoor unit types in a wide range of capacities, Daikin Multi-Zone Systems allow mixed and matched combinations.

Standard Features

- » Multi-Zone comfort: One outdoor unit connects up to five separate fan coils individually controlled
- » Energy Efficient – up to 20.6 SEER2; up to 9.7 HSPF2; up to 11.8 EER2 — Variable-Speed, Inverter, Compressor
- » Cooling Range 14° - 115°F
- » Heating Range 5° - 60°F
- » Quick and easy installation
- » Precision temperature control for individual rooms
- » Space-saving design
- » Quiet operation
- » Fully optimized for R-410A refrigerant
- » World renowned Daikin Inverter "Variable-Speed" compressor technology
- » Intelligent Defrost Mode*: The outdoor unit will enable this mode to help prevent frost/ice from building up in cold climate conditions. It will also help with longer heating operation time for additional comfort for occupants (compared to HVAC systems without this function). *available on 5MXS only



5MXS




2/3/4MXS series models feature an enhanced drain pan with optimal drainage for reduced ice build-up in extreme conditions.



New Drain Pan – 5MXS newly designed drain pan on outdoor unit to help prevent condensate from freezing and causing damage to the fan and coil.

IDEAL SOLUTIONS FOR:

- » Entire homes or floors of homes
- » Multiple zones
- » New construction
- » Primary living areas (master bedrooms and living rooms)
- » Basements



Part Number	Optional Accessories for Outdoor Unit
KPW063B4	Air direction adjustment grille
KKG063A42	Back protection wire net
KKP937A4	Drain plug
FTDBHML, KEH063A4E	Drain pan heater
KPS063A41	Snow hood (intake side plate)
KPS063A44	Snow hood (intake rear plate)
KPS063A47	Snow hood (outlet)
RAQAHLGD1	Rear coil guard (2/3/4MXS)

Model		2MXS18WMVJU9		3MXS24WMVJU9		4MXS36WMVJU9		5MXS48WMVJU9	
		Cooling	Heating	Cooling	Heating	Cooling	Heating	Cooling	Heating
Capacity Rated	Btu/h	17,500	18,500	24,000	24,000	36,000	36,000	47,000	48,500
COP Rated (Min. - Max.)		—		—		—		—	
EER2 Rated (Min. - Max.)		8.8-11.8		8.5-11.7		8.0-9.2		8.2-10.5	
SEER2 / HSPF2		See Performance Table below							
Compressor	Motor Output	1,100		1,920		3,000			
Refrigerant	Type	R-410A							
	Charge	3.86 (1.75)		6.17 (2.8)		8.60 (3.9)			
Airflow Rate	H	2,151 (60.9)		2,094 (59.3)		2,611 (73.9)		3,684 (104.3)	
	M	2,151 (60.9)		1,979 (56.0)		2,438 (69.0)		3,029 (85.8)	
	L	1,950 (55.2)		1,118 (31.6)		2,094 (59.3)		2,756 (78)	
Fan	Motor Output	55		50		89		126	
	Running Current	H: 0.37 / M: 0.37 / L: 0.28	H: 0.38 / M: 0.38 / L: 0.06	H: 0.34 / M: 0.34 / L: 0.29	H: 0.34 / M: 0.29 / L: 0.06	H: 0.49 / M: 0.41 / L: 0.27	H: 0.37 / M: 0.31 / L: 0.05	H: 0.76 / M: 0.45 / L: 0.35	H: 0.59 / M: 0.49 / L: 0.17
	Power Consumption	H: 75.9 / M: 75.9 / L: 57.2	H: 78.9 / M: 78.9 / L: 12.6	H: 70.2 / M: 70.2 / L: 59.7	H: 70.2 / M: 59.7 / L: 12.6	H: 102.1 / M: 84.6 / L: 55.8	H: 76.7 / M: 64.6 / L: 11.1	H: 158.5 / M: 93.3 / L: 73.2	H: 122.9 / M: 102.5 / L: 34.9
Starting Current	A	14		15.5		17.5		27	
Dimension (H x W x D)	in. (mm)	28-15/16 x 34-1/4 x 12-5/8 (735 x 870 x 320)				34-1/4 x 43-5/16 x 18-1/8 (870 x 1,100 x 460)			
Weight	lbs. (kg)	126		140		144		216 (98)	
Piping Connections	Liquid	Ø 1/4 x 2 (Ø 6.4 x 2)		Ø 1/4 x 3 (Ø 6.4 x 3)		Ø 1/4 x 4 (Ø 6.4 x 4)		Ø 1/4 x 5 (Ø 6.4 x 5)	
	Gas	Ø 3/8 x 1, Ø 1/2 x 1 (Ø 9.5 x 2, Ø 12.7 x 1)		Ø 3/8 x 1, Ø 1/2 x 2 (Ø 9.5 x 1, Ø 12.7 x 2)		Ø 3/8 x 1, Ø 1/2 x 2, Ø 5/8 x 1 (Ø 9.5 x 1, Ø 12.7 x 2, Ø 15.9 x 1)		Ø 3/8 x 1, Ø 1/2 x 2, Ø 5/8 x 2 (Ø 9.5 x 1, Ø 12.7 x 2, Ø 15.9 x 2)	
	Drain	Ø 11/16 (Ø 18.0)		Ø 11/16 (Ø 17.5)		Ø 11/16 (Ø 17.5)		Ø 1 (Ø 25)	
Max. Interunit Piping Length	ft. (m)	164 (50) (for Total of Each Room) 82 (25) (for One Room)		230 (70) (for Total of Each Room) 82 (25) (for One Room)		262 (80) (for Total of Each Room) 98 (30) (for One Room)			
Amount of Additional Charge of Refrigerant	oz/ft. (g/m)	0.21 (20) (98-3/8 ft (30 m) or more)		0.21 (20) (131-1/4 ft (40 m) or more)					
Max. Installation Height Difference	ft. (m)	49-1/4 (15) (between Indoor Unit and Outdoor Unit) 24-5/8 (7.5) (between Indoor Units)							
Operating Range - Cooling	°F DB	14° - 115°F							
Operating Range - Heating	°F WB	5° - 60°F							

Outdoor Unit	Power Supply				Compressor		OFM	
	Hz - Volts	VOLTAGE RANGE	MCA	MOCP	MSC	RLA	W	FLA
2MXS18WMVJU9	60 - 208	Min. 187 V Max. 253 V	15.5	20	14	14	55	0.38
	60 - 230							
3MXS24WMVJU9	60 - 208	Min. 187 V Max. 253 V	18.1	25	15.5	15.5	50	0.34
	60 - 230							
4MXS36WMVJU9	60 - 208	Min. 187 V Max. 253 V	20.9	25	17.5	17.5	89	0.49
	60 - 230							
5MXS48WMVJU9	60 - 208	Min. 187 V Max. 253 V	30.8	35	27	27	126	0.76
	60 - 230							

Performance					
MXS series Performance	Model	Connected to	SEER2	EER2	HSPF2
		2MXS18WMVJU9	Non-Ducted	16	11.8
2MXS18WMVJU9		Ducted	14.3	8.8	7.7
2MXS18WMVJU9		Mixed	15.15	10.3	8.2
3MXS24WMVJU9		Non-Ducted	18	11.7	9.7
3MXS24WMVJU9		Ducted	14.9	8.5	7.8
3MXS24WMVJU9		Mixed	16.45	10.1	8.75
4MXS36WMVJU9		Non-Ducted	18.1	9.2	9.4
4MXS36WMVJU9		Ducted	14.9	8	7.8
4MXS36WMVJU9		Mixed	16.5	8.6	8.6
5MXS48WMVJU9		Non-Ducted	20.6	10.5	9.3
5MXS48WMVJU9		Ducted	14.5	8.2	7.8
5MXS48WMVJU9		Mixed	17.55	9.35	8.55

Multi-Zone Systems OUTDOOR UNITS

R32

Daikin MXM series | Up to 21 SEER2 | Up to 10 HSPF2 | Up to 12 EER2

Model		2MXM18AVJU9		3MXM24AVJU9		4MXM36AVJU9		
		Cooling	Heating	Cooling	Heating	Cooling	Heating	
Capacity Rated	kW	17,200	18,500	23,000	24,000	34,200	34,600	
COP @5F			1.8	—	1.8	—	1.8	
EER2 Rated		12	—	12	—	10	—	
SEER2 / HSPF2		21/10		21/10		20/9.5		
Compressor	Motor Output	W		W		W		
		1,300		2,400				
Refrigerant	Type	R-32						
	Charge	Lbs (kg)		Lbs (kg)				
		3.3 (1.5)		4.9 (2.2)				
Airflow Rate	H	cfm (m ³ /min)	2112 (59.8)	2140 (60.6)	2055 (58.2)	2140 (60.6)	2402 (68)	2518 (71.3)
Fan	Motor Output	W	150		150		150	
	Running Current	A	0.31	0.33	0.29	0.33	0.44	0.49
	Power Consumption	W	65.4	67.7	61	67.7	90.9	102.7
Starting Current	A	14		17		18.5		
Dimension	in.	29-1/2 × 34-1/4 × 12-5/8						
(H × W × D)	(mm)	(750 × 870 × 320)						
Weight	Lbs (kg)	127 (58)		140 (64)		142 (65)		
Piping	Liquid	Ø 1/4 × 2 (Ø 6.4 × 2)		Ø 1/4 × 3 (Ø 6.4 × 3)		Ø 1/4 × 4 (Ø 6.4 × 4)		
Connections	Gas	Ø 3/8 × 1, Ø 1/2 × 1 (Ø 9.5 × 2, Ø 12.7 × 1)		Ø 3/8 × 1, Ø 1/2 × 2 (Ø 9.5 × 1, Ø 12.7 × 2)		Ø 3/8 × 1, Ø 1/2 × 2, Ø 5/8 × 1 (Ø 9.5 × 1, Ø 12.7 × 2, Ø 15.9 × 1)		
	Drain	I.D. Ø 5/8 (Ø 15.9)						
Max. Interunit Piping Length	ft. (m)	164 (50) (for Total of Each Room)		230 (70) (for Total of Each Room)				
		82 (25) (for One Room)		82 (25) (for One Room)				
Amount of Additional Charge of Refrigerant	oz/ft. (g/m)	0.22 (20) (98-3/8 ft (30 m) or more)		0.22 (20) (131-1/4 ft (40 m) or more)				
Max. Installation Height Difference	ft. (m)	49-1/4 (15) (between Indoor Unit and Outdoor Unit) 24-5/8 (7.5) (between Indoor Units)						
Operating Range - Cooling	°F DB	14 ° - 115 °F						
Operating Range - Heating	°F WB	5 ° - 60 °F						

Outdoor Unit	Power Supply				Fan/Compressor
	Hz - Volts	Voltage Range	MCA	MOP	Inverter Drive Input
2MXM18AVJU9	60 - 208	Min. 187 V Max. 253 V	15.6	20	13.7
	60 - 230				
3MXM24AVJU9	60 - 208	Min. 187 V Max. 253 V	19.9	25	17.4
	60 - 230				
4MXM36AVJU9	60 - 208	Min. 187 V Max. 253 V	24.1	25	20.8
	60 - 230				

2/3/4MXM	Optional Accessories
KPW063B4	Air direction adjustment grille
KKG063A44	Back protection wire net
KKP937A4	Drain plug
KEH064A41	Drain pan heater
KPS063A41	Snow hood (intake side plate)
KPS063A44	Snow hood (intake rear plate)
KPS063A47	Snow hood (outlet)



Multi-Zone Systems


Daikin *CIRRA* | 17 SEER2 | 9 HSPF2 | 10 EER2



Daikin's Multi-Zone Systems are ideal for multi-room applications desiring individual room comfort in a space-saving design. With the ability to connect two wall-mounted indoor units to a single outdoor unit, this compact and simple solution can provide additional comfort to spaces where other solutions may not be viable. In addition, with a small outdoor unit footprint, the Daikin *CIRRA* Multi-Zone unit takes up less space on a patio or balcony (compared to other Daikin Multi-Zone outdoor units). Suitable for new build and renovation projects, Daikin Multi-Zone Systems are an innovative, reliable solution for your home or space.

Standard Features

- » Energy Efficient – 17 SEER2; 9 HSPF2; 10 EER2 — Variable-Speed, Inverter, Compressor
- » Cooling Range: 50° - 115°F
- » Heating Range: 5° - 65°F



Anti-Corrosion – The special anti-corrosion coating on the outdoor unit heat exchanger provides resistance to salt damage and atmospheric corrosion



Quick Warming Function – Preheats the compressor to shorten the time required to discharge warm air.



Automatic Defrosting – Sensor performs automatic defrosting of the outdoor heat exchanger if necessary, ensuring optimum heating performance.



ECO+ – An intelligent feature that ensures optimum energy consumption while fulfilling basic human comfort needs. Once activated, set temperature will be adjusted automatically to an optimum energy consumption level.



Blue Fin Protection – The hydrophilic coated fin ensures the condensate water moves easily to the drain pan — thus enhancing the cleanliness and lifespan of the cooling coil.

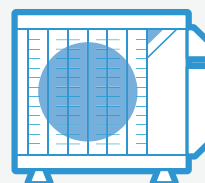


Simplified Maintenance – The indoor unit has been re-designed for easier removal of the drain pan, blower wheel, and indoor fan motor (compared to other wall-mounted units).

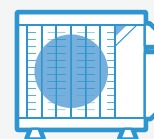
IDEAL SOLUTIONS FOR:

- » Multiple zones
- » Primary living areas (master bedrooms and living rooms)

Reduced size and footprint compared to other Daikin Multi-Zone outdoor units.



Daikin 2MXS



Daikin *CIRRA*

Outdoor Unit Dimensions (HxWxD)

Daikin <i>CIRRA</i>	21-11/16 x 26-1/2 x 11-3/16
Daikin 2MXS	28-15/16 x 34-1/4 x 12-5/8





Outdoor Unit	Optional Accessories
KPW937F4	Air Direction Adjustment grille
KKG067A41E	Back protection wire net
KEH067A41E	Drain pan heater

Outdoor Unit	Power Supply				Compressor		OFM	
	Hz - VOLTS	VOLTAGE RANGE	MCA	MOCP	MSC	RLA	W	FLA
2MX18AXVJU	60 - 208	Min. 187 V Max. 253 V	10.9	15	9.5	9.5	64	0.44
	60 - 230							

Model			CTX07AXVJU		CTX09AXVJU		CTX12AXVJU	
			Cooling	Heating	Cooling	Heating	Cooling	Heating
Nominal Capacity			7 kBtu/h Class		9 kBtu/h Class		12 kBtu/h Class	
Front Panel Color			White		White		White	
Airflow Rate	H	cfm (m3/min)	310 (8.7)	310 (8.7)	350 (9.9)	350 (9.9)	430 (12.2)	430 (12.2)
	M		280 (7.9)	280 (7.9)	300(4.5)	300(4.5)	340 (9.6)	340 (9.6)
	L		249 (7.0)	249 (7.0)	249(7.1)	249(7.1)	249 (7.1)	249 (7.1)
	SL		142 (4.02)	195 (5.5)	142 (4.02)	195 (5.5)	142 (4.02)	195 (5.5)
Fan	Motor Output	W	53					
	Speed	Steps	3 Steps, Quiet, Auto					
Air Direction Control			Right, Left, Horizontal, Downward					
Air Filter			Removable, Washable					
Power Consumption (Rated)			38					
Dimensions (H x W x D)			11-1/3 x 30-29/32 x 9-27/32 (288 x 785 x 250)					
Weight (Mass)			20 (9)					
Sound Pressure Level	H / M / L / SL	dB(A)	37 / 33 / 30 / 19	36 / 32 / 29 / 24	42 / 36 / 30 / 19	41 / 35 / 29 / 24	46 / 39 / 30 / 19	45 / 38 / 29 / 24
Piping Connections	Liquid	in.(mm)	Ø 1/4 (Ø 6.4)					
	Gas		Ø 3/8 (Ø 9.5)					
	Drain		Ø 3/4 (Ø 19)					

Model			2MX18AXVJU	
			Cooling	Heating
Capacity Rated			kW	
			17,000	17,000
COP Rated (Min. - Max.)			—	
			10	3.5
EER2 Rated (Min. - Max.)			—	
			17	9
Compressor	Motor Output	W		
Refrigerant	Type	R-410A		
	Charge	Lbs (kg)	2.65 (1.2)	
Airflow Rate	H	cfm (m³/min)	1170 (33.1)	1,300 (36.8)
Fan	Motor Output	W	25	
	Running Current	A	0.37	0.44
	Power Consumption	W	51	64
Starting Current			A	
			9.5	
Dimension (H x W x D)			in. (mm)	
			21-11/16 x 26-1/2 x 11-3/16 (550 x 675 x 284)	
Weight			Lbs (kg)	
			77 (35)	
Sound Pressure Level			dB(A)	
			50	
Piping Connections	Liquid	in. (mm)	Ø 1/4 (Ø 6.4)	
	Gas		Ø 3/8 (Ø 9.5)	
	Drain			
Max. Interunit Piping Length			ft (m)	
			98-1/2 (30) (for Total of Each Room) 82 (25) (for One Room)	
Amount of Additional Charge of Refrigerant			oz/ft (g/m)	
			0	
Max. Installation Height Difference			ft (m)	
			49-1/4 (15) (between Indoor Unit and Outdoor Unit) 24-5/8 (7.5) (between Indoor Units)	
Operating Range - Cooling			°F DB	
			50° - 115° F	
Operating Range - Heating			°F WB	
			5° - 65° F	

Multi-Zone Systems

OUTDOOR UNITS

Daikin *EMURA* | Wall-Mounted | FTXR_WVJU(W/S)9



The Daikin *EMURA* wall-mounted units, are the next generation of home air conditioning is available for Multi-Zone combinations, offering smart technology within a sleek, curved silhouette. Daikin *EMURA* is designed to satisfy a uniquely “Designer” sense of style.

Offering sophisticated solutions for contemporary interiors, the new Daikin *EMURA* combines form and functionality to create an icon of contemporary climate control. Available in silver or pure matte white, Daikin *EMURA* makes a modern design statement on any wall.

Standard Features

- » Indoor Sound Pressure as low as 19* dB(A)
- » 2-Area Intelligent Eye
- » Power airflow dual flaps and 3-D Airflow
- » Titanium Apatite Photocatalytic Air Purifying Filter
- » Weekly Timer
- » Program Dry Function
- » Econo Mode
- » Comfort Mode
- » Powerful Operation Mode
- » Backlit Wireless Remote Controller

*On SL fan speed

Optional Features

- » Wired controller
- » Compatible with Daikin *One+* Smart Thermostat, DKN Residential Cloud Wi-Fi Adaptor, or DKN Plus Interface



3-D Airflow – Combines vertical and horizontal auto-swing to circulate cool/warm air to the corners of large spaces.



Comfort Mode – Comfort Mode operation improves comfort. When cooling, the flap positions itself horizontally to prevent cold airflow from being blown directly onto the body. When heating, the flap turns vertically downwards to drive warm air to the bottom of the room.



2-Area Intelligent Eye – The two-area intelligent eye sensor controls comfort in two ways. If the room is empty for 20 minutes, it changes the set point to start saving energy. As soon as someone enters the room, it immediately returns to the original setting. The intelligent eye also directs air flow away from people in the room to avoid cold drafts.



Titanium Apatite Photocatalytic Air Purifying Filter – (Option) This filter combines the air-purifying filter and titanium apatite photocatalytic deodorizing filter in a single highly effective unit.



Night Set Mode – Rapid changes in room temperature can disturb your sleep. To avoid this, Daikin *EMURA* prevents overheating or over-cooling during the night. If the timer is switched on, the unit will automatically set the temperature to 3°F warmer.



Auto-Restart – The unit memorizes the operation mode, airflow and temperature settings. Should there be a power failure when the unit is in operation, it will automatically return to the same operating conditions when the power is restored.

IDEAL SOLUTIONS FOR:

- » Renovations, remodeling and new construction
- » Sun rooms, basements, garages, hot or cold rooms, attics where the walls tend to be lower, or wherever wall space is at a premium
- » Ceiling void or attic does not allow for a viable duct run option
- » Homeowners desiring advanced features for comfort, savings, and a “Designer” sense of style



Pure matte white finish



Silver finish



Wireless I/R controller



Model			FTXR09WVJUW9 (White) FTXR09WVJUS9 (Silver)		FTXR12WVJUW9 (White) FTXR12WVJUS9 (Silver)		FTXR18WVJUW9 (White) FTXR18WVJUS9 (Silver)	
			Cooling	Heating	Cooling	Heating	Cooling	Heating
Nominal Capacity			9 kBtu/h Class		12 kBtu/h Class		18 kBtu/h Class	
Front Panel Color			White or Silver		White or Silver		White or Silver	
Airflow Rate	H	cfm (m3/min)	272 (7.7)	346 (9.8)	335 (9.5)	395 (11.2)	350(9.9)	413 (11.7)
	M		208 (5.9)	258 (7.3)	219 (6.2)	290 (8.2)	275 (7.8)	332 (9.4)
	L		162 (4.6)	201 (5.7)	169 (4.8)	226 (6.4)	226 (6.4)	275 (7.8)
	SL		134 (3.8)	117 (3.3)	131 (3.7)	131 (3.7)	208 (5.9)	208 (5.9)
Fan	Motor Output	W	29					
	Speed	Steps	5 Steps, Quiet, Auto					
Air Direction Control			Right, Left, Horizontal, Downward					
Air Filter			Removable, Washable					
Power Consumption (Rated)		W	13	26	26	38	28	42
Dimensions (H x W x D)		in. (mm)	11-15/16 x 39-5/16 x 8-3/8 (303 x 998 x 212)					
Weight (Mass)		lbs. (kg)	27 (12)					
Sound Pressure Level	H / M / L / SL	dB(A)	38 / 32 / 25 / 19	41 / 34 / 28 / 19	45 / 34 / 26 / 20	45 / 37 / 29 / 20	46 / 40 / 35 / 30	47 / 41 / 35 / 30
Piping Connections	Liquid	in.(mm)	Ø 1/4 (Ø 6.4)					
	Gas		Ø 3/8 (Ø 9.5)			Ø 1/2 (Ø 12.7)		
	Drain		Ø 11/16 (Ø 18)					

Part Number	Optional Accessories for Outdoor Unit
BRC944B2-A08	Wired Remote Controller kit
DACA-BRCW901P10	Remote Controller Cable, Plenum Rated, 10 ft (For BRC944B2)
DACA-BRCW901P25	Remote Controller Cable, Plenum Rated, 25 ft (For BRC944B2)
DTST-ONE-ADA-A	Daikin <i>One+</i> Smart Thermostat
AZA16WSCDKB	DKN Residential Cloud Wi-Fi Adaptor
AZA16WSPDKC	Daikin DKN Plus Interface
DACA-CP1-1	Condensate Pump (Fits inside all Daikin indoor unit heads - 33 ft head - 22dB)
KAF970A46	07, 15, 18 Class Air-purifying filter with photocatalytic deodorizing function (without frame)
KRP928BB2S	Interface adaptor for DIII-NET

Multi-Zone Systems

INDOOR UNITS

Wall-Mounted- CTXS07WVJU9 and FTXS_WVJU9



CTXS/FTXS series is a feature-packed, intelligent wall-mounted system that includes intelligent eye for energy savings and horizontal auto swing outlet fins for 3-D airflow comfort.

Standard Features

- » Indoor Sound Pressure as low as 22* dB(A)
- » Intelligent Eye
- » Power airflow dual flaps and 3-D Airflow
- » Titanium Apatite Photocatalytic Air Purifying Filter
- » Weekly Timer
- » Program Dry Function
- » Econo Mode
- » Powerful Operation Mode
- » Backlit Wireless Remote Controller
- » Auto-Changeover
- » Auto-Fan Speed Control

*On SL fan speed

Optional Features

- » Wired controller
- » Compatible with Daikin *One+* Smart Thermostat, DKN Residential Cloud Wi-Fi Adaptor, or DKN Plus Interface



3-D Airflow – Combines vertical and horizontal auto-swing to circulate cool/warm air to the corners of large spaces.



Intelligent Eye – The intelligent eye is an infrared sensor with the ability to sense movement in the room. When you are in the room, the air conditioner operates normally. If you leave the room for more than 20 minutes the air conditioner automatically changes to an energy-saving operation. Using the intelligent eye, savings of up to 20% in cooling and up to 30% in heating can be achieved compared to units without this feature.



Hot Start – (Heat Pump) When the heating operation starts or when the unit changes from cooling to heating, there is no cold draft.



Titanium Apatite Photocatalytic Air Purifying Filter – This filter combines the air-purifying filter and titanium apatite photocatalytic deodorizing filter in a single highly effective unit.



Auto-Restart – The unit memorizes the operation mode, airflow and temperature settings. Should there be a power failure when the unit is in operation, it will automatically return to the same operating conditions when the power is restored.




Powerful Operation Mode – Pushing the POWERFUL button on the remote control gives you a boost in cooling or heating power for a 20-minute period, even if the unit is already operating at high capacity.

IDEAL SOLUTIONS FOR:

- » Renovations, remodeling and new construction
- » Sun rooms, basements, garages, hot or cold rooms, attics where the walls tend to be lower, or wherever wall space is at a premium
- » Ceiling void or attic does not allow for a viable duct run option
- » Homeowners desiring advanced features for comfort and savings





Model			CTXS07WVJU9		FTXS09WVJU9		FTXS12WVJU9	
			Cooling	Heating	Cooling	Heating	Cooling	Heating
Nominal Capacity			7 kBtu/h Class		9 kBtu/h Class		12 kBtu/h Class	
Front Panel Color			White					
Airflow Rate	H	cfm (m ³ /min)	332 (9.4)	350 (9.9)	381 (10.8)	420 (11.9)	403 (11.4)	438 (12.4)
	M		261 (7.4)	290 (8.2)	279 (7.9)	321 (9.1)	307 (8.7)	335 (9.5)
	L		194 (5.5)	233 (6.6)	194 (5.5)	233 (6.6)	205 (5.8)	240 (6.8)
	SL		145 (4.1)	219 (6.2)	145 (4.1)	219 (6.2)	155 (4.4)	212 (6.0)
Fan	Motor Output	HP	0.03					
	Speed	Steps	5 Steps, Quiet, Auto					
Air Direction Control			Right, Left, Horizontal, Downward					
Air Filter			Removable, Washable					
Power Consumption (Rated)			18	21	18	21	26	28
Dimensions (H x W x D)			11-5/8 x 31-1/2 x 8-7/16 (295 x 800 x 215)					
Weight (Mass)			20 (9)					
Sound Pressure Level	H / M / L / SL	dB(A)	38 / 32 / 25 / 22	38 / 33 / 28 / 25	41 / 33 / 25 / 22	42 / 35 / 28 / 25	45 / 37 / 29 / 23	45 / 39 / 29 / 26
Piping Connections	Liquid	in. (mm)	Ø 1/4 (6.4)					
	Gas	in. (mm)	Ø 3/8 (9.5)					
	Drain	in. (mm)	Ø 5/8 (16.0)					

Model			FTXS15WVJU9		FTXS18WVJU9		FTXS24WVJU9	
			Cooling	Heating	Cooling	Heating	Cooling	Heating
Nominal Capacity			15 kBtu/h Class		18 kBtu/h Class		24 kBtu/h Class	
Front Panel Color			White					
Airflow Rate	H	cfm (m ³ /min)	568 (16.1)	593 (16.8)	583 (16.5)	625 (17.7)	643 (18.2)	699 (19.8)
	M		477 (13.5)	505 (14.3)	484 (13.7)	526 (14.9)	494 (14.0)	572 (16.2)
	L		385 (10.9)	417 (11.8)	385 (10.9)	431 (12.2)	350 (9.9)	445 (12.6)
	SL		360 (10.2)	371 (10.5)	360 (10.2)	399 (11.3)	328 (9.3)	403 (11.4)
Fan	Motor Output	HP	0.06					
	Speed	Steps	5 Steps, Quiet, Auto					
Air Direction Control			Right, Left, Horizontal, Downward					
Air Filter			Removable, Washable					
Power Consumption (Rated)			38 - 38				69 - 68	
Dimensions (H x W x D)			13-3/8 x 41-5/16 x 9-3/4 (340 x 1,050 x 248)					
Weight (Mass)			31 (14)					
Sound Pressure Level	H / M / L / SL	dB(A)	45 / 40 / 35 / 32	43 / 38 / 33 / 30	46 / 41 / 36 / 33	45 / 40 / 35 / 32	51 / 44 / 37 / 34	48 / 42 / 37 / 34
Piping Connections	Liquid	in. (mm)	Ø 1/4 (6.4)					
	Gas	in. (mm)	Ø 1/2 (12.7)				Ø 5/8 (15.9)	
	Drain	in. (mm)	Ø 5/8 (16)					

Part Number	Optional Accessories for Outdoor Unit
BRC944B2-A08	Wired Remote Controller kit
DACA-BRCW901P10	Remote Controller Cable, Plenum Rated, 10 ft (For BRC944B2)
DACA-BRCW901P25	Remote Controller Cable, Plenum Rated, 25 ft (For BRC944B2)
DTST-ONE-ADA-A	Daikin <i>One+</i> Smart Thermostat
AZAI6WSCDKB	DKN Residential Cloud Wi-Fi Adaptor
AZAI6WSPDKC	Daikin DKN Plus Interface
DACA-CP1-1	Condensate Pump (Fits inside all Daikin indoor unit heads - 33 ft head - 22dB)
DACA-CP2-1	Condensate Pump (Higher ft head needs - 50 ft head - 38dB)
DACA-CP3-1	Condensate Pump (Will not fit in certain unit size heads - 33 ft head - 22dB)
KAF952A42	09, 12 Class Air-purifying filter with photocatalytic deodorizing function (without frame)
KAF970A46	07, 15, 18 Class Air-purifying filter with photocatalytic deodorizing function (without frame)
KRP928BB2S	Interface adaptor for DIII-NET

Multi-Zone Systems

INDOOR UNITS

Wall-Mounted | CTXS07WVJU9 and FTXS_WVJU9



Model			CTXS07AVJU9		FTXV09AVJU9		FTXV12AVJU9	
			Cooling	Heating	Cooling	Heating	Cooling	Heating
Nominal Capacity			7 kBtu/h Class		9 kBtu/h Class		12 kBtu/h Class	
Front Panel Color			White					
Airflow Rate	H	cfm (m³/min)	332 (9.4)	332 (9.4)	381 (10.8)	385 (10.9)	392 (11.1)	438 (12.4)
	M		268 (7.6)	279 (7.9)	272 (7.7)	304 (8.6)	293 (8.3)	318 (9.0)
	L		230 (6.5)	230 (6.5)	230 (6.5)	230 (6.5)	226 (6.4)	240 (6.8)
	SL		166 (4.7)	194 (5.5)	166 (4.7)	194 (5.5)	166 (4.7)	205 (5.8)
Fan	Drive Input	A	0.2		0.2		0.23	
	Speed	Steps	5 Steps, Quiet, Auto					
Air Direction Control			Right, Left, Horizontal, Downward					
Air Filter			Removable, Washable					
Power Consumption (Rated)		W	20	23	26	25	29	29
Dimensions (H x W x D)		in. (mm)	11-1/4 x 30-5/16 x 8-3/4 (286 x 770 x 223)					
Weight (Mass)		Lbs (kg)	19 (9)				19 (9)	
Sound Pressure Level	H / M / L / SL	dB(A)	40 / 35 / 31 / 24	39 / 34 / 28 / 25	43 / 35 / 31 / 24	41 / 35 / 28 / 25	45 / 37 / 31 / 24	45 / 37 / 30 / 26
Piping Connections	Liquid	in. (mm)	Ø 1/4 (6.4)					
	Gas	in. (mm)	Ø 3/8 (9.5)					
	Drain	in. (mm)	Ø 5/8 (16.0)					

Model			FTXV15AVJU9		FTXV18AVJU9		FTXV24AVJU9	
			Cooling	Heating	Cooling	Heating	Cooling	Heating
Nominal Capacity			15 kBtu/h Class		18 kBtu/h Class		24 kBtu/h Class	
Front Panel Color			White					
Airflow Rate	H	cfm (m³/min)	540 (15.3)	636 (18.0)	565 (16.0)	717 (20.3)	629 (17.8)	717 (20.3)
	M		470 (13.3)	537 (15.2)	463 (13.1)	572 (16.2)	501 (14.2)	572 (16.2)
	L		381 (10.8)	452 (12.8)	378 (10.7)	452 (12.8)	378 (10.7)	466 (13.2)
	SL		339 (9.6)	388 (11.0)	335 (9.5)	388 (11.0)	335 (9.5)	413 (11.7)
Fan	Drive Input	A	0.31		0.4		0.45	
	Speed	Steps	5 Steps, Quiet, Auto					
Air Direction Control			Right, Left, Horizontal, Downward					
Air Filter			Removable, Washable					
Power Consumption (Rated)		W	36	39	39	54	57	55
Dimensions (H x W x D)		in. (mm)	11-5/8 x 39 x 10-3/8 (295 x 990 x 263)					
Weight (Mass)		Lbs (kg)	27 (13)					
Sound Pressure Level	H / M / L / SL	dB(A)	45 / 41 / 36 / 33	45 / 41 / 37 / 33	48 / 43 / 38 / 33	49 / 42 / 37 / 33	52 / 45 / 39 / 34	49 / 43 / 38 / 34
Piping Connections	Liquid	in. (mm)	Ø 1/4 (6.4)					
	Gas	in. (mm)	Ø 1/2 (12.7)				Ø 5/8 (15.9)	
	Drain	in. (mm)	Ø 5/8 (16)					



Multi-Zone Systems

INDOOR UNITS

Ducted Concealed | CDMQ07WVJU9 and FDMQ_WVJU9



A ducted concealed ceiling unit provides a completely concealed installation, minimizing the impact on decor. Easily incorporate longer duct runs and MERV filters with available external static pressures of up to 0.6.

Standard Features


- » Indoor Sound Pressure as low as 32 dB(A)
- » Auto-Fan Speed control (with wired controller)
- » No optional adaptor needed for DIII-connection, link your unit into the wider building management system
- » Self-Diagnostics with digital display
- » Drain Pan Inspection Port
- » Integral lift mechanism
- » Compatible with Daikin *One+* Smart Thermostat, DKN Cloud Wi-Fi Adaptor, or Daikin DKN Plus Interface



Program dry function – This gives priority to reducing the level of humidity in the room rather than room temperature.



Hot Start – (Heat Pump) When the heating operation starts or when the unit changes from cooling to heating, there is no cold draft.



- » Increases the flexibility of the FDMQ systems in both residential and commercial applications by adding a Zoning Box to an indoor unit fan coil
- » Allows several separate ducts to supply air to different individually-controlled zones.
- » The DZK BACnet™ Interface will work with any *BACnet*/IP compatible Building Management System



Wired*
Thermostat



Wireless*
Thermostat
*for DZK Kit



Wireless Lite*
Thermostat

IDEAL SOLUTIONS FOR:

- » Renovations, remodeling and new construction
- » Sun rooms, basements, garages, hot or cold rooms, attics where the walls tend to be lower, or wherever wall space is at a premium
- » Ceiling void or attics which allow for a ducted solution with longer duct runs
- » Homeowners requiring higher level of filtration
- » Homeowners' reluctance to use a visible wall or a floor mounted unit





Model			CDMQ07WVJU9		FDMQ09WVJU9		FDMQ12WVJU9	
			Cooling	Heating	Cooling	Heating	Cooling	Heating
Nominal Capacity			7 kBtu/h Class		9 kBtu/h Class			
External Static Pressure *			inH2O		0.2(0.6-0.12)			
			Pa		50 (150-30)			
Airflow Rate	H	cfm (m³/min)	268 (97.6)	268 (97.6)	293 (8.3)	293 (8.3)	371 (10.5)	371 (10.5)
	M		251 (7.1)	251 (7.1)	265 (7.5)	265 (7.5)	318 (9.0)	318 (9.0)
	L		230 (6.5)	230 (6.5)	233 (6.6)	233 (6.6)	261 (7.4)	261 (7.4)
	SL		-	-	-	-	-	-
Fan	Motor Output	HP	0.17		0.17		0.31	
	Speed	Steps						
Air Filter **								
Power Consumption (Rated)			W					
Dimensions (H x W x D)			in. (mm)		9-5/8 x 27-9/16 x 31-1/2 (245 x 700 x 800)			
Weight (Mass)			lbs. (kg)		64 (29)			
Sound Pressure Level	H / M / L	dB(A)	30				33	
Piping Connections	Liquid	in. (mm)			Ø 1/4 (Ø 6.4)			
	Gas				Ø 3/8 (Ø 9.5)			
	Drain				Ø 1 (25.0)			

* External static pressure is changeable in 13 stages by remote controller

** Air filter is not standard accessory, but please mount it in the duct system of the suction side. Select its dust collection efficiency (gravity method) 50% or more

Model			FDMQ15WVJU9		FDMQ18WVJU9		FDMQ24WVJU9	
			Cooling	Heating	Cooling	Heating	Cooling	Heating
Nominal Capacity			15 kBtu/h Class		18 kBtu/h Class		24 kBtu/h Class	
External Static Pressure			inH2O		0.2(0.6-0.12)			
			Pa		50 (150-50)			
Airflow Rate	H	cfm (m³/min)	448 (12.7)	448 (12.7)	614 (17.4)	614 (17.4)	731 (20.7)	731 (20.7)
	M		399 (11.3)	399 (11.3)	523 (14.8)	523 (14.8)	621 (17.6)	621 (17.6)
	L		350 (9.9)	350 (9.9)	431 (12.2)	431 (12.2)	512 (14.5)	512 (14.5)
	SL		-	-	-	-	-	-
Fan	Motor Output	HP			0.31			
	Speed	Steps						
Air Filter								
Power Consumption (Rated)			W					
Dimensions (H x W x D)			in. (mm)		9-5/8 x 39-3/8 x 31-1/2 (245 x 1,000 x 800)			
Weight			lbs. (kg)		77 (35)		82 (37)	
Sound Pressure Level	H	dB(A)	34		35		40	
Piping Connections	Liquid	in. (mm)			Ø 1/4 (Ø 6.4)			
	Gas				Ø 1/2 (Ø 12.7)		Ø 5/8 (Ø 15.9)	
	Drain				Ø 1 (25.0)			

Part Number	Optional Accessories for Outdoor Unit
BRC1E73	Wired Remote Controller
KRCS01-4B	Remote Sensor
BRC082A43	Wireless handheld controller (sensor included)
AZAI6WSCDKA	DKN Cloud Wi-Fi Adaptor
DTST-ONE-ADA-A	Daikin One+ Smart Thermostat
AZAI6WSPDKC	Daikin DKN Plus Interface
KRCHS2018-01	Button Sensor Kit
BRC1H71W	Madoka Remote Controller
DFBS27A13	MERV 13 Filter Kit for FDMQ 09 & 12
DFBS39A13	MERV 13 Filter Kit for FDMQ 15, 18 & 24

Multi-Zone Systems

INDOOR UNITS

Floor-Mounted FVXS_WVJU9



Floor-mounted units are simple to install and can be setup in various configurations, on the floor or hanging low on a wall. Its low height enables the unit to fit beneath a window. The airflow distribution pattern of Daikin's floor mounted unit is ideal for heating a space, and is a perfect replacement to traditional radiant systems.

Standard Features

- » Indoor Sound Pressure as low as 23* dB(A)
- » Washable Air Filter
- » Program Dry Function
- » Econo Mode
- » Powerful Operation Mode
- » Titanium Apatite Photocatalytic Air Purifying Filter
- » Backlit Wireless Remote Controller
- » Outdoor Unit Quiet Operation
- » Auto-Changeover
- » Auto-Fan Speed Control
- » Self-Diagnostics with Digital Display

*On SL fan speed

Optional Features

- » Wired controller
- » Compatible with Daikin *One+* Smart Thermostat, DKN Residential Cloud Wi-Fi Adaptor, or DKN Plus Interface



Auto-Restart – The unit memorizes the operation mode, airflow and temperature settings. Should there be a power failure when the unit is in operation, it will automatically return to the same operating conditions when the power is restored.



Titanium Apatite Photocatalytic Air Purifying Filter – This filter combines the air-purifying filter and titanium apatite photocatalytic deodorizing filter in a single highly effective unit.



Program dry function – This gives priority to reducing the level of humidity in the room rather than room temperature.



Comfort Mode – Comfort Mode operation improves comfort. When cooling, the flap positions itself horizontally to prevent cold airflow from being blown directly onto the body. When heating, the flap turns vertically downwards to drive warm air to the bottom of the room.



Hot Start – (Heat Pump) When the heating operation starts or when the unit changes from cooling to heating, there is no cold draft.



Powerful Operation Mode – Pushing the POWERFUL button on the remote control gives you a boost in cooling or heating power for a 20-minute period, even if the unit is already operating at high capacity.

IDEAL SOLUTIONS FOR:

- » Cold regions where homeowners want to enjoy a reliable, energy efficient source of heat
- » Renovations, remodeling and new construction
- » Sun rooms, basements, garages, hot or cold rooms, attics where the walls tend to be lower, or wherever wall space is at a premium
- » Ceiling void or attic does not allow for a viable duct run option





Model			FVXS09WVJU9		FVXS12WVJU9		FVXS15WVJU9		FVXS18WVJU9	
			Cooling	Heating	Cooling	Heating	Cooling	Heating	Cooling	Heating
Nominal Capacity			9 kBtu/h Class		12 kBtu/h Class		15 kBtu/h Class		18 kBtu/h Class	
Front Panel Color			White							
Airflow Rate	H	cfm (m ³ /min)	290 (8.2)	311 (8.8)	300 (8.5)	332 (9.4)	378 (10.7)	417 (11.8)	378 (10.7)	417 (11.8)
	M		230 (6.5)	244 (6.9)	237 (6.7)	258 (7.3)	325 (9.2)	357 (10.1)	325 (9.2)	357 (10.1)
	L		169 (4.8)	177 (5.0)	173 (4.9)	184 (5.2)	275 (7.8)	300 (8.5)	275 (7.8)	300 (8.5)
	SL		145 (4.1)	155 (4.4)	159 (4.5)	166 (4.7)	233 (6.6)	251 (7.1)	233 (6.6)	251 (7.1)
Fan	Motor Output	W	0.02				0.03			
	Speed	Steps	5 Steps, Quiet, Auto							
Air Direction Control			Right, Left, Horizontal, Downward							
Air Filter			Removable, Washable							
Power Consumption (Rated)		W	15	17	15	17	27	34 - 34	27	34 - 34
Dimensions (H x W x D)		in. (mm)	23-5/8 x 27-9/16 x 8-1/4 (600 x 700 x 210)							
Weight (Mass)		lbs. (kg)	31 (14)							
Sound Pressure Level	H / M / L / SL	dB(A)	38 / 32 / 26 / 23		39 / 33 / 27 / 24		44 / 40 / 36 / 32	45 / 40 / 36 / 32	44 / 40 / 36 / 32	45 / 40 / 36 / 32
Piping Connections	Liquid	in. (mm)	Ø 1/4 (Ø 6.4)							
	Gas		Ø 3/8 (Ø 9.5)				Ø 1/2 (Ø 12.7)			
	Drain		Ø 13/16 (Ø 20)							

Part Number	Optional Accessories for Outdoor Unit
BRC944B2-A08	Wired Remote Controller kit
DACA-BRCW901P10	Remote Controller Cable, Plenum Rated, 10 ft (For BRC944B2)
DACA-BRCW901P25	Remote Controller Cable, Plenum Rated, 25 ft (For BRC944B2)
DTST-ONE-ADA-A	Daikin <i>One+</i> Smart Thermostat
AZAI6WSCDKB	DKN Residential Cloud Wi-Fi Adaptor
AZAI6WSPDKC	Daikin DKN Plus Interface
DACA-CP1-1	Condensate Pump (Fits inside all Daikin indoor unit heads - 33 ft head - 22dB)
DACA-CP2-1	Condensate Pump (Higher ft head needs - 50 ft head - 38db)
DACA-CP3-1	Condensate Pump (Will not fit in certain unit size heads - 33 ft head - 22dB)
KRP928BB2S	Interface adaptor for DIII-NET
KAF968A42 or KAF968B42	Titanium apatite photocatalytic air-purifying filter (without frame)

Multi-Zone Systems

INDOOR UNITS

Daikin *VISTA* Ceiling Cassette FFQ_W2VJU8



The Daikin *VISTA* ceiling cassettes are a remarkable blend of iconic design and engineering excellence with an elegant white or a silver and white finish. Fitting within the ceiling grid and discreetly mounted to the ceiling itself, Daikin *VISTA* is stylish, low profile, and compact. High efficiency and comfort is delivered through the combined use of floor and presence sensors (optional). It is also possible to close individual louvers via the wired remote control for personalized comfort.

Standard Features

- » Indoor Sound Pressure as low as 29 dB(A)
- » Energy efficient thanks to specially developed small tube heat exchanger, DC fan motor and two optional intelligent sensors
- » No optional adaptor needed for DIII-connection, link your unit into the wider building management system
- » Draft Prevention
- » Program Dry Function
- » Hot Start Function
- » Auto-Fan Speed Control (with wired controller)
- » Self-Diagnostics with Digital Display
- » Schedule TIMER operation (with wired controller)

Optional Features

- » Wired controller
- » Fresh air integration possible
- » Presence and Floor Sensor
- » Compatible with Daikin *One+* Smart Thermostat, DKN Cloud Wi-Fi adaptor or Daikin DKN Plus Interface.



Draft Reduction – This system directs warm air to the floor in winter and cool air across the room in summer for optimal efficiency and comfort. The large flap governs airflow direction while the small flap (or diffuser) swings, producing fine air currents that help circulate the air around the room.



Individual Louver Control – The new louver changes the delivery angle to horizontal for cooling and vertical for heating operation, to keep cold or warm air from blowing directly onto your body.




Included in the optional sensor kit: Presence and Floor Sensor (optional part #BRYQ60A2W or BRYQ60A2S) – The presence and floor sensors are infrared sensors with the ability to sense movement in the room. When you are in the room, the system operates normally. If you leave the room for more than 20 minutes the system automatically changes to an energy-saving operation. The floor sensor detects the average floor temperature and ensures even temperature distribution between ceiling and floor.

IDEAL SOLUTIONS FOR:

- » Renovations, remodeling and new construction
- » Sun rooms, basements, garages, hot or cold rooms, attics where the walls tend to be lower, or wherever wall space is at a premium
- » Ceiling void or attic does not allow for a viable standard ducted solution
- » Homeowners' reluctance to use a visible wall or a floor-mounted unit



The Daikin *VISTA* Ceiling Cassette fits within a 2'x 2' ceiling grid and can be installed in close proximity to other building accessories.



Model			FFQ09W2VJU8		FFQ12W2VJU8	
			Cooling	Heating	Cooling	Heating
Nominal Capacity			9 kBtu/h Class		12 kBtu/h Class	
Airflow Rate	H	cfm (m³/min)	378 (10.7)	399 (11.3)	406 (11.5)	427 (12.1)
	M		339 (9.6)	357 (10.1)	353 (10.0)	371 (10.5)
	L		268 (7.6)	282 (8.0)	268 (7.6)	282 (8.0)
Fan	Speed	Steps	Turbo fan, 3 steps			
Air Direction Control			+			
Dimensions (H × W × D)		in. (mm)	10-1/4 × 22-5/8 × 22-5/8 (260 × 575 × 575)			
Weight		lbs. (kg)	36 (16)			
Sound Pressure Level	H / M / L	dB(A)	38 / 35 / 29		39 / 36 / 30	
Heat Insulation			Both Liquid and Gas Pipes			
Piping Connections	Liquid	in. (mm)	Ø 1/4 (Ø 6.4)			
	Gas		Ø 3/8 (Ø 9.5)			
	Drain		Ø 1-1/32 (Ø 26)			


Model			FFQ15W2VJU8		FFQ18W2VJU8	
			Cooling	Heating	Cooling	Heating
Nominal Capacity			15 kBtu/h Class		18 kBtu/h Class	
Airflow Rate	H	cfm (m³/min)	420 (11.9)	441 (12.5)	448 (12.7)	498 (14.1)
	M		367 (10.4)	385 (10.9)	378 (10.7)	420 (11.9)
	L		293 (8.3)	307 (8.7)	275 (7.8)	30 (8.7)
Fan	Speed	Steps	Turbo fan, 3 steps			
Air Direction Control			+			
Dimensions (H × W × D)		in. (mm)	10-1/4 × 22-5/8 × 22-5/8 (260 × 575 × 575)			
Weight		lbs. (kg)	36 (16)		39 (17.5)	
Sound Pressure Level	H / M / L	dB(A)	40 / 37 / 31		44 / 40 / 32	
Piping Connections	Liquid	in. (mm)	Ø 1/4 (Ø 6.4)			
	Gas		Ø 1/2 (Ø 12.7)			
	Drain		Ø 1-1/32 (Ø 26)			

Part Number	Optional Accessories for Outdoor Unit
BRC1E73	Wired Navigation Remote Controller
AZAI6WSCDKA	DKN Cloud Wi-Fi Adaptor
DTST-ONE-ADA-A	Daikin One+ Smart Thermostat
AZAI6WSPDKC	DKN Plus Interface
KRCHS2018-01	Button Sensor Kit
BRC082A42W	Wireless Remote Controller (White)
BRC082A42S	Wireless Remote Controller (Silver)
BYFQ60C3W2W	Low Profile Decoration Panel (White) - 1-13/16 × 24-7/16 × 24-7/16
BRYQ60A2S	Sensor kit (Silver) intelligent Eye, Comfort Airflow, and Floor Sensor
BRYQ60A2W	Sensor kit (White) intelligent Eye, Comfort Airflow, and Floor Sensor
BDBHQ44C60	Sealing member of air discharge outlet
KAF441C60	Long life filter

Multi-Zone Combinations

Max: 24k BTU/h 2MX18AXVJU / 2MXL18 / 2MXS18 / 2MXM18 / 2MXT18 / 2MXTH18	Max: 39k BTU/h 3MXL24 / 3MXS24 / 3MXM24		Max: 48k BTU/h 4MXL / 4MXS36 / 4MXM36				
2 ZONE	2 ZONE	3 ZONE	2 ZONE	3 ZONE		4 ZONE	
07+07	07+07	07+07+07	07+07	07+07+07	09+09+15	07+07+07+07	07+09+09+18
07+09	07+09	07+07+09	07+09	07+07+09	09+09+18	07+07+07+09	07+09+12+12
07+12	07+12	07+07+12	07+12	07+07+12	09+09+24	07+07+07+12	07+09+12+15
07+15	07+15	07+07+15	07+15	07+07+15	09+12+12	07+07+07+15	07+09+12+18
09+09	07+18	07+07+18	07+18	07+07+18	09+12+15	07+07+07+18	07+09+15+15
09+12	09+09	07+09+09	07+24	07+07+24	09+12+18	07+07+07+24	07+12+12+12
09+15	09+12	07+09+12	09+09	07+09+09	09+12+24	07+07+09+09	07+12+12+15
12+12	09+15	07+09+15	09+12	07+09+12	09+15+15	07+07+09+12	09+09+09+09
	09+18	07+09+18	09+15	07+09+15	09+15+18	07+07+09+15	09+09+09+12
	12+12	07+12+12	09+18	07+09+18	09+15+24	07+07+09+18	09+09+09+15
	12+15	07+12+15	09+24	07+09+24	09+18+18	07+07+09+24	09+09+09+18
	12+18	07+12+18	12+12	07+12+12	12+12+12	07+07+12+12	09+09+12+12
	15+15	07+15+15	12+15	07+12+15	12+12+15	07+07+12+15	09+09+12+15
	15+18	09+09+09	12+18	07+12+18	12+12+18	07+07+12+18	09+09+12+18
	18+18	09+09+12	12+24	07+12+24	12+12+24	07+07+15+15	09+09+15+15
		09+09+15	15+15	07+15+15	12+15+15	07+07+15+18	09+12+12+12
		09+09+18	15+18	07+15+18	12+15+18	07+09+09+09	09+12+12+15
		09+12+12	15+24	07+18+18	12+18+18	07+09+09+12	12+12+12+12
		09+12+15	18+18	09+09+09	15+15+15	07+09+09+15	
		09+12+18	18+24	09+09+12	15+15+18		
		09+15+15	24+24*				
		12+12+12					
		12+12+15					

*24k BTU/h IDU connection only possible with optional 1/2" to 5/8" adaptor (4015872).



Max: 58k BTU/h 5MXS48								
2 ZONE	3 ZONE		4 ZONE			5 ZONE		
07+07	07+07+07	09+12+12	07+07+07+07	07+09+12+15	09+09+12+18	07+07+07+07+07	07+07+09+15+15	09+09+09+12+15
07+09	07+07+09	09+12+15	07+07+07+09	07+09+12+18	09+09+12+24	07+07+07+07+09	07+07+09+15+18	09+09+09+12+18
07+12	07+07+12	09+12+18	07+07+07+12	07+09+12+24	09+09+15+15	07+07+07+07+12	07+07+12+12+12	09+09+09+15+15
07+15	07+07+15	09+12+24	07+07+07+15	07+09+15+15	09+09+15+18	07+07+07+07+15	07+07+12+12+15	09+09+12+12+12
07+18	07+07+18	09+15+15	07+07+07+18	07+09+15+18	09+09+15+24	07+07+07+07+18	07+07+12+12+18	09+09+12+12+15
07+24	07+07+24	09+15+18	07+07+07+24	07+09+15+24	09+09+18+18	07+07+07+07+24	07+09+09+09+09	09+12+12+12+12
09+09	07+09+09	09+15+24	07+07+09+09	07+09+18+18	09+12+12+12	07+07+07+09+09	07+09+09+09+12	
09+12	07+09+12	09+18+18	07+07+09+12	07+09+18+24	09+12+12+15	07+07+07+09+12	07+09+09+09+15	
09+15	07+09+15	09+18+24	07+07+09+15	07+12+12+12	09+12+12+18	07+07+07+09+15	07+09+09+09+18	
09+18	07+09+18	09+24+24	07+07+09+18	07+12+12+15	09+12+12+24	07+07+07+09+18	07+09+09+09+24	
09+24	07+09+24	12+12+12	07+07+09+24	07+12+12+18	09+12+15+15	07+07+07+09+24	07+09+09+12+12	
12+12	07+12+12	12+12+15	07+07+12+12	07+12+12+24	09+12+15+18	07+07+07+12+12	07+09+09+12+15	
12+15	07+12+15	12+12+18	07+07+12+15	07+12+15+15	09+12+18+18	07+07+07+12+15	07+09+09+12+18	
12+18	07+12+18	12+12+24	07+07+12+18	07+12+15+18	09+15+15+15	07+07+07+12+18	07+09+09+15+15	
12+24	07+12+24	12+15+15	07+07+12+24	07+12+15+24	09+15+15+18	07+07+07+12+24	07+09+09+15+18	
15+15	07+15+15	12+15+18	07+07+15+18	07+12+18+18	12+12+12+12	07+07+07+15+15	07+09+12+12+12	
15+18	07+15+18	12+15+24	07+07+15+15	07+15+15+15	12+12+12+15	07+07+07+15+18	07+09+12+12+15	
15+24	07+15+24	12+18+18	07+07+15+24	07+15+15+18	12+12+12+18	07+07+07+18+18	07+09+12+12+18	
18+18	07+18+18	12+18+24	07+07+18+18	07+15+18+18	12+12+15+15	07+07+09+09+09	07+09+12+15+15	
18+24	07+18+24	15+15+15	07+07+18+24	09+09+09+09	12+12+15+18	07+07+09+09+12	07+12+12+12+12	
24+24	07+24+24	15+15+18	07+09+09+09	09+09+09+12	12+15+15+15	07+07+09+09+15	07+12+12+12+15	
	09+09+09	15+15+24	07+09+09+12	09+09+09+15		07+07+09+09+18	09+09+09+09+09	
	09+09+12	15+18+18	07+09+09+15	09+09+09+18		07+07+09+09+24	09+09+09+09+12	
	09+09+15	15+18+24	07+09+09+18	09+09+09+24		07+07+09+12+12	09+09+09+09+15	
	09+09+18	18+18+18	07+09+09+24	09+09+12+12		07+07+09+12+15	09+09+09+09+18	
	09+09+24		07+09+12+12	09+09+12+15		07+07+09+12+18	09+09+09+12+12	





SkyAir Products



SkyAir Heat Pumps and Air Conditioners



Quick and easy installation for a broad range of applications

SkyAir is the ultimate ducted and duct free solution for light commercial and residential whole house applications. Ranging from 18,000 Btu/h to 48,000 Btu/h, these innovative systems provide energy efficiency, technological reliability and installation flexibility.

SkyAir systems key features and benefits include:

- › DC fan motor improves efficiency compared to conventional AC motors.
- › Aero spiral fan and grille minimizes turbulence and increases sound reduction.
- › Reluctance brushless DC compressor increases efficiency compared to fixed-speed compressor technology.
- › Swing Compressor Model – Friction and refrigerant leakage are minimized for greater energy savings.
- › Long piping lengths up to 230 ft. allow layout flexibility.
- › Anti-corrosion treatment on the outdoor heat exchanger increases durability.
- › Low-Ambient cooling operation down to 0°F (with optional Air Adjustment Grille(s))

Model	
Wall-Mounted Units (FAQ Type)	<ul style="list-style-type: none"> » For rooms with no false ceiling nor free floor space » Energy efficiency up to 17.3 SEER2 and 7.8 HSPF2 » Wide angle louvers distribute comfortable airflow with Auto-swing function » Quiet operation as low as 37 dB(A) (on L fan setting)
DC Duct Concealed (FBQ Type)	<ul style="list-style-type: none"> » Medium external static pressure (ESP) capabilities offer up to 0.8 "W.G. » DC fan motor provides improved efficiency » Three user selected fan speeds available plus fan "Auto" logic » Built-in condensate pump » Bottom access for easy service » Low profile design at less than 12" high
Round Flow Sensing Cassette (FCQ Type)	<ul style="list-style-type: none"> » 18 configurable airflow patterns ensure ideal air distribution » 360° airflow and three room sensors enables optimized occupant comfort and efficiency » Lower air velocities provide better airflow distribution » Optional self-cleaning filter panel to automatically clean filters on a set schedule. » Condensate pump provided as standard
Multi-positional Air Handling Unit (FTQ Type)	<ul style="list-style-type: none"> » Up flow, downflow, horizontal left or horizontal right configurations for the indoor unit » Designed for zero clearance on three sides and only 24" clearance on the front for service. » 100% heating capacity at -4°F (-20C) on systems up to 3 tons, without electrical heat » Field-installed electric heater options available from 3kW to 19 kW (electric heater connection kit part no.











- » *Energy-Intelligent* technology with variable-speed compressors for small offices, shops, retail, stores, restaurants, banks, or technical cooling
- » Provides reliable and high quality comfort with a smart use of energy and flexible installation and operation
- » Can provide total comfort over space heating and cooling needs

Wide range of simple and/or intelligent controllers to choose from



■	Available in Heat Pump
■	Available in Cooling Only

Indoor Unit name	Sizes available (rated Cooling kBTU/h)						Matching Outdoor Units
	18	24	30	36	42	48	
 FAQ_TAVJU	■ ■	■ ■					RZR_TBvjub (Cooling only) RZO_TBvjub (Heat Pump) 
 FBQ_TBvjub	■ ■	■ ■	■ ■	■ ■	■ ■	■ ■	RZR_TBvjub (Cooling only) RZO_TBvjub (Heat Pump) 
 FCQ_AAVJU	■ ■	■ ■	■ ■	■ ■	■ ■	■ ■	RZR_TBvjub (Cooling only) RZO_TBvjub (Heat Pump) 
 FTQ_TBvjud/A	■ ■	■ ■	■ ■	■ ■	■ ■	■ ■	RZR_TBvjub (Cooling only) RZO_TBvjub (Heat Pump) 

FAQ_TAVJU RZR_TBvjUB /RZO_TBvjUB Wall-Mounted Unit



Sleek in design with comfort control features.

Standard Features

- » Energy efficiency up to 17.3 SEER2 and up to 7.8 HSPF2
- » Wide angle louvers distribute comfortable airflow
- » Auto-swing function ensures efficient air distribution
- » Front panel can be removed for easy cleaning
- » Quiet operation as low as 37 dB(A)
- » Optional wireless controller
- » Optional wired controller
- » Optional condensate pump



FAQ_TAVJU



BRC1E73



AZAI6WSCDKA




BRC7E818



BRC1H71W



AZAI6WSPDKC



DTST-ONE-ADA-A



RZR_TBvjUB
RZO_TBvjUB



COMFORTABLE LIMITED WARRANTY* PROTECTION



* Complete warranty details available from your local dealer/contractor or at www.daikincomfort.com. Warranty registration not required to receive the 10-Year Parts Limited Warranty for residential or commercial installations. The duration of warranty coverage in Texas and Florida differs in some cases.

Model	Indoor Unit		FAQ18TAVJU		FAQ24TAVJU	
	Outdoor Unit (Cooling Only)		RZR18TBVJUB		RZR24TBVJUB	
	Outdoor Unit (Heat Pump)		RZQ18TBVJUB		RZQ24TBVJUB	
Cooling capacity *, Outside Temp 95 o FDB	Btu/h		18,000		24,000	
Heating Capacity *, Outside Temp 47 o FDB			20,000		27,000	
Heating Capacity *, Outside Temp 17 o FDB			13,800		20,000	
EER 2 (rated)			11.9		10.2	
SEER 2 (rated)			16.9		17.3	
HSPF 2 (rated)			7.6		7.8	
Piping Connections	Liquid	in. (mm)	Ø 3/8 (Ø 9.5)			
	Gas		Ø 5/8 (Ø 15.8)			
	Drain		Ø 1/2 (Ø 13)			
Max. Interunit Piping Length	ft. (m)		164 (50)			
Max. Interunit Height Difference			98.4 (30)			
Chargeless	lbs. (kg)		25 (7.6)			
Amount of Additional Charge of Refrigerant	lbs./ft. (kg/m)		Please refer to Engineering Manual			
Operating Range – Cooling	°F DB (°C DB)		23° – 122°F (-5 – 50°C)			
Cooling range with Optional Air Adjustment Grille	°F DB (°C DB)		0° - 122°F (-17.7° - 50°C)			
Operating Range – Heating*	°F WB (°C WB)		-4° – 60°F (-20 – 15.5°C)			
Indoor Unit			FAQ18TAVJU		FAQ18TAVJU	
Fan	Airflow Rate	H cfm (m3 /min)	500 (14.2)		635 (18)	
		L cfm (m3 /min)	400 (11.3)		470 (13.3)	
	Type	Cross flow fan				
Motor Output Watts		43				
Air Direction Control			N/A			
Air Filter			Resin net (Washable)			
Dimensions (H x W x D)		in. (mm)	11-3/8 x 41-3/8 x 9-1/4 (290 x 1050 x 238)			
Weight		lbs. (kg)	31 (14)			
Sound Pressure Level (H / L)		dB(A)	43 / 37		47 / 41	
Outdoor Unit			RZQ18TBVJUB / RZR18TBVJUB		RZQ24TBVJUB / RZR24TBVJUB	
Compressor	Motor Output	W	1,900			
Fan	Airflow Rate	H cfm (m3 /min)	500 (14)		635(18)	
		L cfm (m3 /min)	400 (11)		470 (13)	
Airflow Rate	H	cfm	2,682 (76)			
		(m³/min)				
Dimensions (H x W x D)		in. (mm)	39 x 37 x 12-5/8 (990 x 940 x 320)			
Weight		lbs. (kg)	172 (78)			
Sound Pressure Level	H	dB(A)	58	61*	58	61*
Refrigerant	Type		R-410A			
	Charge	Lbs (kg)	6.4 (2.9)			

* Capacities are net, including a deduction for cooling (an addition for heating) for indoor fan motor heat.

FBQ_TBVJU RZR_TBVJUB /RZO_TBVJUB DC Duct Concealed




Sleek in design with comfort control features.

Premium Comfort Features

- » Medium external static pressure (ESP) capabilities offer up to 0.8 "W.G.
- » DC fan motor provides excellent efficiency
- » Three user selected fan speeds available plus fan "Auto" logic
- » Built-in condensate pump and drain pan inspection port
- » Bottom access for easy service
- » Low profile design at less than 10" high
- » Optional wired controller
- » Connect to Daikin Zoning Kit (Optional)



- » Increases the flexibility of the *SkyAir* systems in both residential and commercial applications by adding a Zoning Box to an indoor unit fan coil
- » Allows several separate ducts to supply air to different individually-controlled zones.
- » The DZK BACnet™ Interface will work with any *BACnet*/IP compatible Building Management System



Wired*
Thermostat



Wireless*
Thermostat



Wireless Lite*
Thermostat
*for DZK Kit



RZR_TBVJUB
RZO_TBVJUB




FBQ_TBVJU



DZK Kit
(Option)



AZAI6WSCDKA



DTST-ONE-ADA-A



BRC1H71W



BRC1E73



BRC4C82
BRC082A43



AZAI6WSPDKC



COMFORTABLE LIMITED WARRANTY* PROTECTION



* Complete warranty details available from your local dealer/contractor or at www.daikincomfort.com. Warranty registration not required to receive the 10-Year Parts Limited Warranty for residential or commercial installations. The duration of warranty coverage in Texas and Florida differs in some cases.

Model	Indoor Unit		FBQ18TBVJU	FBQ24TBVJU	FBQ30TBVJU	FBQ36TBVJU	FBQ42TBVJU	FBQ48TBVJU	
	Outdoor Unit (Cooling Only)		RZR18TBVJUB	RZR24TBVJUB	RZR30TBVJUB	RZR36TBVJUB	RZR42TBVJUB	RZR48TBVJUB	
	Outdoor Unit (Heat Pump)		RZQ18TBVJUB	RZQ24TBVJUB	RZQ30TBVJUB	RZQ36TBVJUB	RZQ42TBVJUB	RZQ48TBVJUB	
Cooling Capacity*, Outside Temp 95°FDB	Btu/h		17,700	23,400	28,400	35,000	40,000	46,500	
Heating Capacity*, Outside Temp 47°FDB	Btu/h		20,600	27,400	34,800	40,000	47,000	54,000	
Heating Capacity*, Outside Temp 17°FDB	Btu/h		14,000	19,000	24,000	28,000	32,400	38,000	
EER2 (rated)			12.5	10.5	12.2	11.7	10.3	8.3	
SEER2 (rated)			15.5	15.4	16.5	16.9	15.6	15.3	
HSPF2 (rated)			8.5	9.3	8.9	8.8	9.5	9.3	
Piping Connections	Liquid	in. (mm)	Ø 3/8 (Ø 9.5)						
	Gas		Ø 5/8 (Ø 15.8)						
	Drain		Ø 1 (Ø 25.4)						
Max. Interunit Piping Length	ft. (m)		164 (50)			230 (70)			
Max. Interunit Height Difference	ft. (m)		98.4 (30)						
Chargeless	ft. (m)		25 (7.6)						
Amount of Additional Charge of Refrigerant	lb./ft. (kg/m)		Please refer to engineering manual						
Operating Range - Cooling	°F DB (°C DB)		23° - 122°F (-5 - 50°C)						
Cooling range with Optional Air Adjustment Grille	°F DB (°C DB)		0° - 122°F (-17.7° - 50°C)						
Operating Range - Heating*	°F WB (°C WB)		-4° - 60°F (-20 - 15.5°C)						
Indoor Unit			FBQ18TBVJU	FBQ24PBVJU	FBQ30TBVJU	FBQ36TBVJU	FBQ42TBVJU	FBQ48TBVJU	
External Static Pressure	In. Wg (Pa)	Standard 0.40 <0.80-0.20> (100 <200-50>)**							
Airflow Rate	H	cfm (m³/min)	635 (18)	742 (21)	1094 (31)	1130 (32)	1377 (39)	1377 (39)	
	M		565 (16)	635 (18)	847 (24)	953 (27)	1130 (32)	1130 (32)	
	L		512 (14.5)	565 (16)	795 (22.5)	795 (22.5)	918 (26)	918 (26)	
Fan	Type	Sirocco Fan							
Air Direction Control			N/A						
Air Filter			N/A						
Dimensions (H x W x D)	in. (mm)	9-11/16 x 39-3/8 x 31-1/2 (245 x 1,000 x 800)				9-11/16 x 55-1/8 x 31-1/2 (245 x 1400 x 800)			
Weight	lbs. (kg)	77 (35)	82 (37)	101 (46)			104 (47)		
Sound Pressure Level (HH / H / L)	dB(A)	38/35/32	39/35/22	43/38/36	44/40/36	48/44/39			
Outdoor Unit			RZR18TBVJUB / RZQ18TBVJUB	RZR24TBVJUB / RZQ24TBVJUB	RZR30TBVJUB / RZQ30TBVJUB	RZR36TBVJUB / RZQ36TBVJUB	RZR42TBVJUB / RZQ42TBVJUB	RZR48TBVJUB / RZQ48TBVJUB	
Compressor	Motor Output	W	1,900			3,500			
Refrigerant	Type	R-410A							
	Charge	lbs. (kg)	6.4 (2.9)			7.9 (3.6)			
Airflow Rate	H	cfm (m³/min)	2682 (76)			3,741 (106)			
Dimensions (H x W x D)	in. (mm)	39 x 37 x 12-5/8 (990 x 940 x 320)				52-15/16 x 35-7/16 x 12-5/8 (1345 x 900 x 320)			
Weight	lbs. (kg)	172 (78)			225 (102)				
Sound Pressure Level	H	dB(A)	58/61	58/61	57/59	57/59	57/59	57/59	

* Capacities are net, including a deduction for cooling (an addition for heating) for indoor fan motor heat.

Outdoor Unit Optional Accessories

KPW5G112	Air Adjustment Grille (RZR18, 24; RZQ18, 24)
KPW5F80 x 2	Air Adjustment Grille (RZR30, 36, 42, 48; RZQ30, 36, 42, 48)
KEHJ5A160E	Drain Pan Heater (RZQ18, 24, 30, 36, 42, 48)
KPS00344	Snow Visor (RZR18, 24, 30, 36, 42, 48; RZQ18, 24, 30, 36, 42, 48)
VRVQA-SH-SF	Snow Hood Kit (RZR18, 24; RZQ18, 24)
VRVQA-SH-DF	Snow Hood Kit (RZR30, 36, 42, 48; RZQ30, 36, 42, 48)

MERV 13 Filter Kit Option contains a MERV 13 filter, adaptor frame and easy to follow installation instructions and can be installed on the following models only:

Kit Model	Indoor Unit
DFBS39A13	FBQ18-24TBVJU
DFBS55A13	FBQ30-48TBVJU

FCQ_AAVJU RZR_TBvjUB /RZO_TBvjUB


Round Flow Sensing Cassette



Customizable comfort ideal for open plan applications.

Premium Comfort Features

- » 18 configurable airflow patterns ensure ideal air distribution for maximized comfort and savings
- » 360° airflow and three room sensors enables optimized occupant comfort and efficiency
- » Lower air velocities provide better airflow distribution
- » Optional self-cleaning filter panel to automatically clean filters on a set schedule.
- » Condensate pump provided as standard
- » Outside air integration possible



FCQ_AAVJU



AZAI6WSCDKA

BRC1E73

DTST-ONE-ADA-A



BRC1H71W

AZAI6WSPDKC



Self-Cleaning Air Filter Panel



COMFORTABLE LIMITED WARRANTY* PROTECTION



* Complete warranty details available from your local dealer/contractor or at www.daikincomfort.com. Warranty registration not required to receive the 10-Year Parts Limited Warranty for residential or commercial installations. The duration of warranty coverage in Texas and Florida differs in some cases.

Model	Indoor Unit		FCQ18AAVJU	FCQ24AAVJU	FCQ30AAVJU	FCQ36AAVJU	FCQ42AAVJU	FCQ48AAVJU
	Outdoor Unit (Cooling Only)		RZR18TBVJUB	RZR24TBVJUB	RZR30TBVJUB	RZR36TBVJUB	RZR42TBVJUB	RZR48TBVJUB
	Outdoor Unit (Heat Pump)		RZQ18TBVJUB	RZQ24TBVJUB	RZQ30TBVJUB	RZQ36TBVJUB	RZQ42TBVJUB	RZQ48TBVJUB
Cooling Capacity*, Outside Temp 95°FDB	Btu/h		18,000	24,000	30,000	36,000	42,000	48,000
Heating Capacity*, Outside Temp 47°FDB			20,000	27,000	34,000	40,000	47,000	54,000
Heating Capacity*, Outside Temp 17°FDB			12,300	18,000	22,800	26,200	31,200	34,800
COP Rated			4.3	3.8	4.5	4.3	4.0	3.5
EER2 (rated)			13	12	13	12.1	10.3	8.2
SEER2 (rated)			18.5	18.6	21	20	18.9	18
HSPF2 (rated)			9.2	9.1	10.1	10	10.2	10.3
Piping Connections	Liquid	in. (mm)	Ø 3/8 (Ø 9.5)					
	Gas		Ø 5/8 (Ø 15.8)					
	Drain		Ø 1 (Ø 25.4)					
Max. Interunit Piping Length	ft. (m)		164 (50)			230 (70)		
Max. Interunit Height Difference			98.4 (30)					
Chargeless	lbs. (kg)		15 (4.5)					
Amount of Additional Charge of Refrigerant	lb/ft. (kg/m)		Please refer to engineering manual					
Operating Range - Cooling	°F DB (°C DB)		23° - 122°F (-5 - 50° C)					
Cooling range with Optional Air Adjustment Grille	°F DB (°C DB)		0° - 122°F (-17.7° - 50°C)					
Operating Range - Heating*	°F WB (°C WB)		-4° - 60°F (-20 - 15.5° C)					
Airflow Rate	Indoor Unit		FCQ18AAVJU	FCQ24AAVJU	FCQ30AAVJU	FCQ36AAVJU	FCQ42AAVJU	FCQ48AAVJU
	H	cfm (m³/min)	742 (21.0)	777 (22.0)	1059 (30)	1165 (33.0)	1218 (34.5)	1218 (34.5)
	M		618 (17.5)	618 (17.5)	918 (26.0)	918 (26.0)	971 (27.5)	971 (27.5)
L	477 (13.5)		477 (13.5)	882 (25.0)	671 (19.0)	741 (21.0)	741 (21.0)	
Fan Type			Turbo Fan					
Air Direction Control			N/A					
Air Filter			N/A					
Dimensions (H x W x D)	in. (mm)		9-11/16 x 33-1/16 x 33-1/16 (246 x 840 x 840)			11-11/32 x 33-1/16 x 33-1/16 (288 x 840 x 840)		
Weight	lbs. (kg)		51 (28.5)			58(26)		
Sound Pressure Level (H / M / L)	dB(A)		38/32/28			42/37/32	47 / 38 / 32	47 / 40 / 35
Compressor	Outdoor Unit		RZR18TBVJUB / RZQ18TBVJUB	RZR24TBVJUB / RZQ24TBVJUB	RZR30TBVJUB / RZQ30TBVJUB	RZR36TBVJUB / RZQ36TBVJUB	RZR42TBVJUB / RZQ42TBVJUB	RZR48TBVJUB / RZQ48TBVJUB
	Motor Output	W	1,900			3,500		
	Type	R-410A						
Refrigerant	Charge	Lbs (kg)	6.4 (2.9)			7.9 (3.6)		
Airflow Rate	H	cfm (m³/min)	2682 (76)			3,741 (106)		
Dimensions (H x W x D)	in. (mm)		39 x 37 x 12-5/8 (990 x 940 x 320)			52-15/16 x 35-7/16 x 12-5/8 (1345 x 900 x 320)		
Weight	lbs. (kg)		172 (78)			225 (102)		
Sound Pressure Level	H	dB(A)	58/61	58/61	57/59	57/59	57/59	57/59

* Capacities are net, including a deduction for cooling (an addition for heating) for indoor fan motor heat.

Option	FCQ18-48AAVJU
Self-Cleaning Filter Panel	BYCQ54EEGFU
Standard Sensing Decoration Panel	BYCQ54EEFU

Outdoor Unit Optional Accessories	
KPW5G112	Air Adjustment Grille (RZR18, 24; RZQ18, 24)
KPW5F80 x 2	Air Adjustment Grille (RZR30, 36, 42, 48; RZQ30, 36, 42, 48)
KEHJ5A160E	Drain Pan Heater (RZQ18, 24, 30, 36, 42, 48)
KPS00344	Snow Visor (RZR18, 24, 30, 36, 42, 48; RZQ18, 24, 30, 36, 42, 48)
VRVQA-SH-SF	Snow Hood Kit (RZR18, 24; RZQ18, 24)
VRVQA-SH-DF	Snow Hood Kit (RZR30, 36, 42, 48; RZQ30, 36, 42, 48)

FTQ_TBVDUD/A
RZR_TBVDJUB /RZQ_TBVDJUB
 Multi-Position Air Handling Unit



An intelligent alternative to traditional unitary systems.

Standard Features

- » Upflow downflow, horizontal left or horizontal right configurations for the indoor unit
- » Designed for zero clearance on three sides and only 24" clearance on the front for service.
- » 100% heating capacity at -4°F on systems up to 3 tons, without electrical heat
- » Field-installed electric heater options available from 3 kW to 19 kW
- » Factory installed disconnect switch



RZR_TBVDJUB
 RZQ_TBVDJUB




FTQ_TBVDUD/A



AZAI6WSCDKA



BRC1H71W



DTST-ONE-ADA-A



BRC1E73



BRC7E83



AZAI6WSPDKC



COMFORTABLE LIMITED WARRANTY* PROTECTION



* Complete warranty details available from your local dealer/contractor or at www.daikincomfort.com. Warranty registration not required to receive the 10-Year Parts Limited Warranty for residential or commercial installations. The duration of warranty coverage in Texas and Florida differs in some cases.

Model	Indoor Unit		FTQ18TBVJUD	FTQ24TBVJUD	FTQ30TBVJUD	FTQ36TBVJUD	FTQ42TBVJUD	FTQ48TBVJUD	
	Indoor Unit (Without Factory Disconnect)		FTQ18TBVJUA	FTQ24TBVJUA	FTQ30TBVJUA	FTQ36TBVJUA	FTQ42TBVJUA	FTQ48TBVJUA	
	Outdoor Unit (Cooling Only)		RZR18TBVJUA	RZR24TBVJUA	RZR30TBVJUA	RZR36TBVJUA	RZR42TBVJUA	RZR48TBVJUA	
	Outdoor Unit (Heat Pump)		RZQ18TBVJUA	RZQ24TBVJUA	RZQ30TBVJUA	RZQ36TBVJUA	RZQ42TBVJUA	RZQ48TBVJUA	
Cooling Capacity*, Outside Temp 95°FDB			17,200	23,400	29,500	35,000	40,500	47,000	
Heating Capacity*, Outside Temp 47°FDB			20,000	27,000	34,000	40,000	47,000	54,000	
Heating Capacity*, Outside Temp 17°FDB			13,600	19,400	24,000	28,500	33,000	36,800	
COP (rated)			3.0	3.3	3.5	3.3	3.5	3.3	
EER2 (rated)			11.7	9.9	11.9	11.2	10.6	9.1	
SEER2 (rated)			15.6	16.2	15.6	16.4	16	15.3	
HSPF2 (rated)			8.1	8.7	9.1	8.8	9.2	8.8	
Piping Connections	Liquid	in. (mm)	Ø 3/8 (Ø 9.5)						
	Gas		Ø 5/8 (Ø 15.8)						
	Drain		Ø 3/4 (Ø 19.1)						
Max. Interunit Piping Length		ft. (m)	164 (50)			230 (70)			
Max. Interunit Height Difference			98.4 (30)						
Chargeless			15 (4.5)						
Amount of Additional Charge of Refrigerant		lb/ft (kg/m)	Please refer to Engineering Manual						
Operating Range - Cooling		°F DB (°C DB)	23° - 122°F (-5° - 50° C)						
Cooling range with Optional Air Adjustment Grille		°F DB (°C DB)	0° - 122°F (-17.7° - 50°C)						
Operating Range - Heating*		°F WB (°C WB)	-4° - 60°F (-20 - 15.5° C)						
Indoor Unit			FTQ18TBVJUD / FTQ18TBVJUA	FTQ24TBVJUD / FTQ24TBVJUA	FTQ30TBVJUD / FTQ30TBVJUA	FTQ36TBVJUD / FTQ36TBVJUA	FTQ42TBVJUD / FTQ42TBVJUA	FTQ48TBVJUD / FTQ48TBVJUA	
External Static Pressure		in. wg	0.1" - 0.9"						
Airflow Rate	H	cfm (m³/min)	600 (17.0)	800 (22.7)	1000 (28.3)	1050 (29.7)	1400 (39.6)	1520 (43.1)	
	M		510 (14.4)	680 (19.3)	850 (24.1)	900 (25.5)	1190 (32.7)	1290 (36.5)	
	L		420 (11.9)	560 (15.9)	700 (19.8)	750 (21.2)	980 (27.8)	1060 (30)	
Fan		Type	Sirocco FC Centrifugal						
Air Direction Control			N/A						
Air Filter			N/A						
Dimensions (H x W x D)		in. (mm)	45 x 17.5 x 21 (1143 x 445 x 533)				53.4 x 21 x 21 (1357 x 533 x 533)		
Weight		lbs. (kg)	115 (52.2)			140 (63.5)	150 (68)		
Sound Pressure Level (H / M / L)		dB(A)	53 / 50 / 47	45 / 41 / 38	52 / 48 / 44	52 / 48 / 44	54 / 50 / 46	54 / 50 / 46	
Outdoor Unit			RZR18TBVJUB / RZQ18TBVJUB	RZR24TBVJUB / RZQ24TBVJUB	RZR30TBVJUB / RZQ30TBVJUB	RZR36TBVJUB / RZQ36TBVJUB	RZR42TBVJUB / RZQ42TBVJUB	RZR48TBVJUB / RZQ48TBVJUB	
Compressor		Motor Output	1,900			3,500			
Refrigerant		Type	R-410A						
		Charge	6.4 (2.9)			7.9 (3.6)			
Airflow Rate		H	2,682 (76)			3,741 (106)			
Dimensions (H x W x D)		in. (mm)	39 x 37 x 12-5/8 (990 x 940 x 320)			52-15/16 x 35-7/16 x 12-5/8 (1345 x 900 x 320)			
Weight		lbs. (kg)	172 (78)			225 (102)			
Sound Pressure Level		H	58/61	58/61	57/59	57/59	57/59	57/59	

* Capacities are net, including a deduction for cooling (an addition for heating) for indoor fan motor heat.

Electric Heater Options							
Model Name	3kW	5kW	6kW	8kW	10kW	15kW*	19kW*
FTQ18TBVJUD (A)	●	●	●	●	●		
FTQ24TBVJUD (A)	●	●	●	●	●		
FTQ30TBVJUD (A)	●	●	●	●	●		
FTQ36TBVJUD (A)	●	●	●	●	●		
FTQ42TBVJUD (A)		●	●	●	●	●	●
FTQ48TBVJUD (A)		●	●	●	●	●	●

Outdoor Unit Optional Accessories	
KPW5G112	Air Adjustment Grille (RZR18, 24; RZQ18, 24)
KPW5F80 x 2	Air Adjustment Grille (RZR30, 36, 42, 48; RZQ30, 36, 42, 48)
KEHJ5A160E	Drain Pan Heater (RZQ18, 24, 30, 36, 42, 48)
KPS00344	Snow Visor (RZR18, 24, 30, 36, 42, 48; RZQ18, 24, 30, 36, 42, 48)
VRVQA-SH-SF	Snow Hood Kit (RZR18, 24; RZQ18, 24)
VRVQA-SH-DF	Snow Hood Kit (RZR30, 36, 42, 48; RZQ30, 36, 42, 48)

* Two-stage heater control

All combinations of indoor unit capacity & heater capacity may be configured as either Auxiliary Heat or Heat Pump Lockout Heat. Refer to the installation manual for more details.

PROTECT THEIR INVESTMENT FOR YEARS TO COME.
ASURESM EXTENDED SERVICE PLAN

Asure
EXTENDED SERVICE PLAN



Daikin brand equipment is optimized to provide premium comfort through the latest innovations. However, any mechanical product occasionally fails. As an authorized Asure dealer, you can offer your customer extended service agreements as a safeguard from those occasional failures.

The ASURE program provides your business with the following benefits:

- » Adds value to homeowner's purchase. Provides the homeowner peace-of-mind that they have protected their investment and guaranteed their comfort system for the terms of their agreement against unplanned repair bills.
- » Builds your customer base. By providing your customer with worry-free comfort, you earn your customer's loyalty and confidence, along with that of their friends and neighbors. What better way is there to grow your business?

What is covered?

Asure provides coverage on all functional parts of Daikin brand ¾-through-5 ton, single-phase ductless HVAC products. Coverage may be offered on equipment that has been installed within the last year. Routine maintenance and the cost to correct failures other than those considered to be manufacturing defects are excluded from coverage. For more information, please visit www.daikincomfort.com.



About Daikin:

Daikin Industries, Ltd. (DIL) is a global Fortune 1000 company and is recognized as one of the largest HVAC (Heating, Ventilation, Air Conditioning) manufacturers in the world. Founded in 1924, celebrated its 100 years of HVAC worldwide leadership in 2024. DIL is primarily engaged in developing indoor comfort systems and refrigeration products for residential, commercial, and industrial applications. Its consistent success is derived, in part, from a focus on innovative, energy-efficient, and premium quality indoor climate and comfort management solutions.



ADDITIONAL INFORMATION

Before purchasing this appliance, read important information about its estimated annual energy consumption, yearly operating cost, or energy efficiency rating that is available from your retailer.

Our continuing commitment to quality products may mean a change in specifications without notice.

© 2025 DAIKIN COMFORT TECHNOLOGIES NORTH AMERICA, INC.

Houston, Texas · USA · www.daikincomfort.com or www.daikinac.com



CT-ZONE 04-25